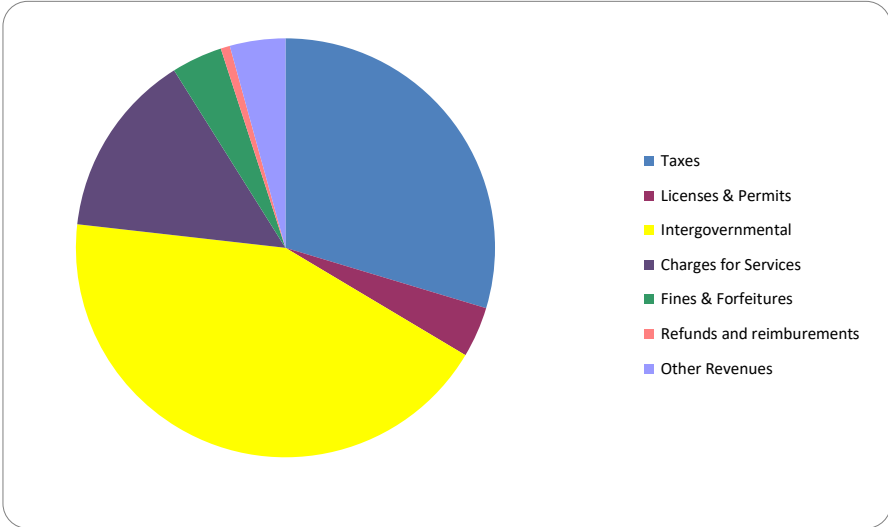


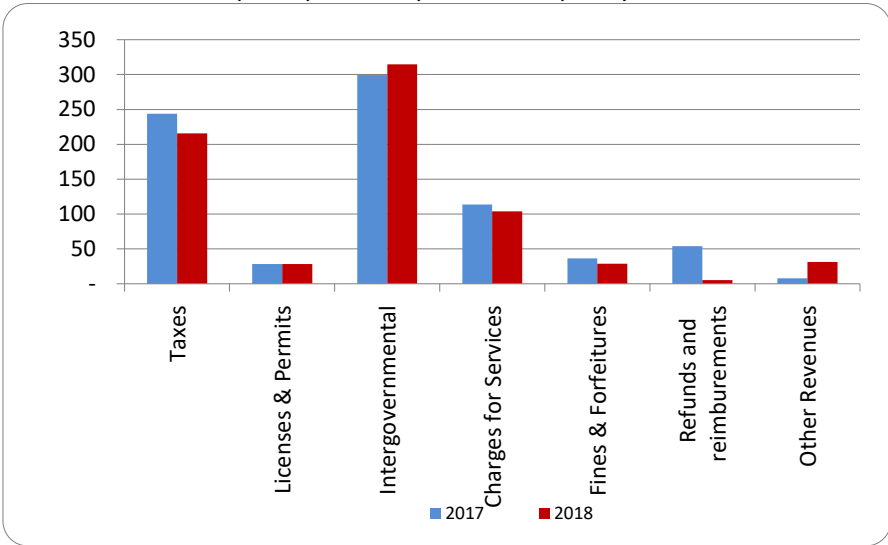
1. Where our money comes from (all governmental funds)



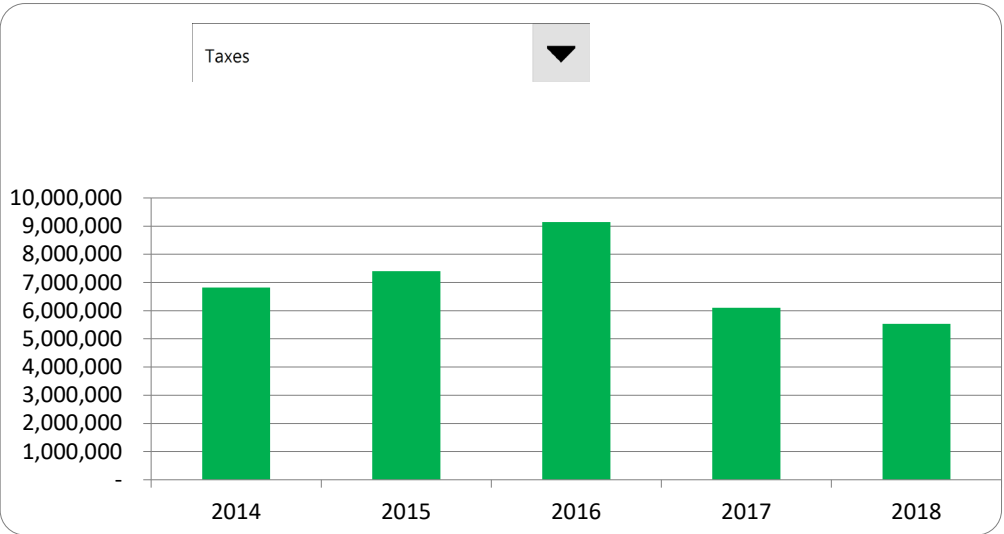
2. Compared to the prior year

	<u>2017</u>	<u>2018</u>	<u>% change</u>
Taxes	\$ 6,108,122	\$ 5,536,185	-9.36%
Licenses & Permits	708,894	729,796	2.95%
Intergovernmental	7,504,088	8,071,280	7.56%
Charges for Services	2,845,598	2,666,977	-6.28%
Fines & Forfeitures	915,254	732,342	-19.98%
Refunds and reimbursements	1,354,012	133,152	-90.17%
Other Revenues	197,943	799,397	303.85%
Total Revenues	\$ 19,633,911	\$ 18,669,129	-4.91%

3. Revenue sources per capita - compared to the prior year



4. Historical trends of individual sources



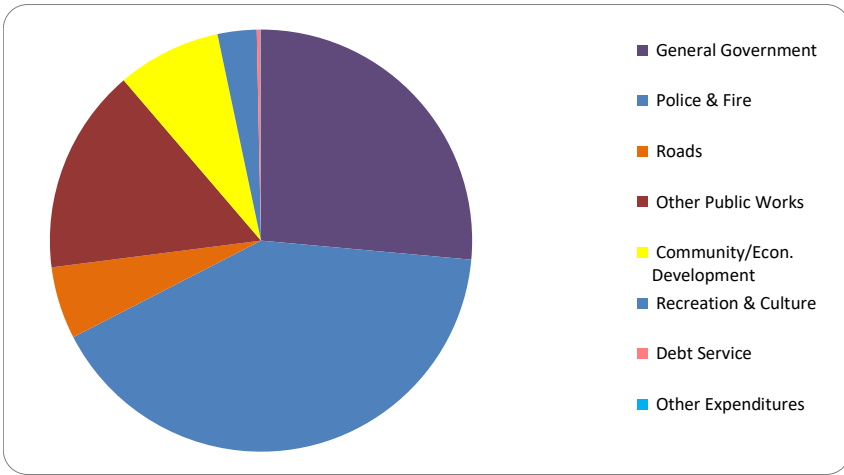
Commentary:

For more information on our unit's finances, contact Darin Carrington at (313) 563-4233.

CITIZEN'S GUIDE TO LOCAL UNIT FINANCES - City of Inkster (82-2170)

EXPENDITURES

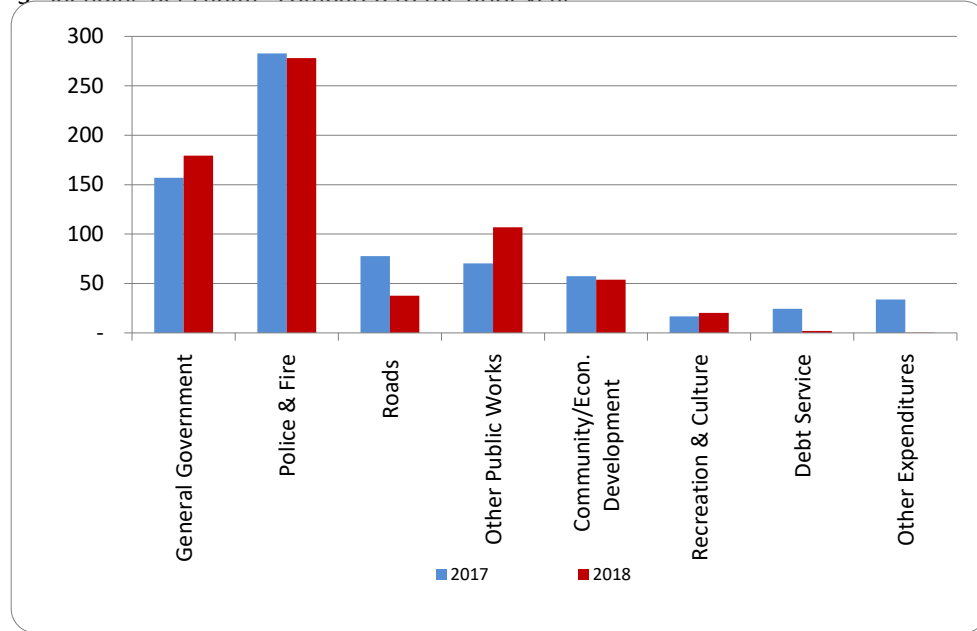
1. Where we spend our money (all governmental funds)



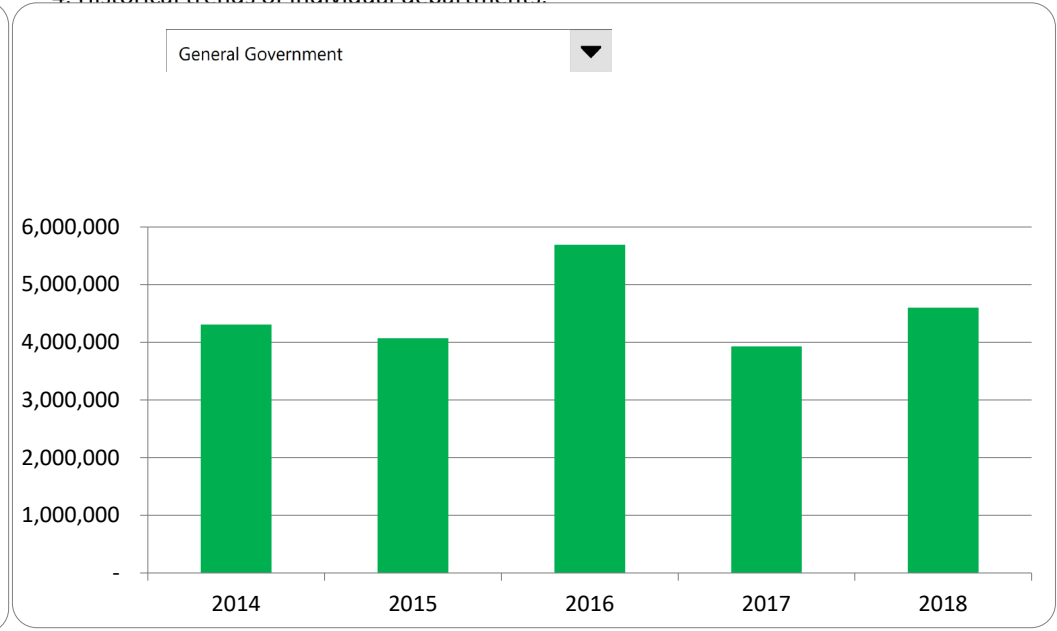
2. Compared to the prior year

	<u>2017</u>	<u>2018</u>	<u>% change</u>
General Government	\$ 3,930,564	\$ 4,598,984	17.01%
Police & Fire	7,086,896	7,130,985	0.62%
Roads	1,944,774	963,381	-50.46%
Other Public Works	1,765,943	2,740,985	55.21%
Community/Econ. Development	1,434,084	1,383,870	-3.50%
Recreation & Culture	415,644	519,807	25.06%
Debt Service	607,585	49,511	-91.85%
Other Expenditures	846,884	6,447	-99.24%
Total Expenditures	\$ 18,032,374	\$ 17,393,970	-3.54%

3. Spending per capita - compared to the prior year



4. Historical trends of individual departments:

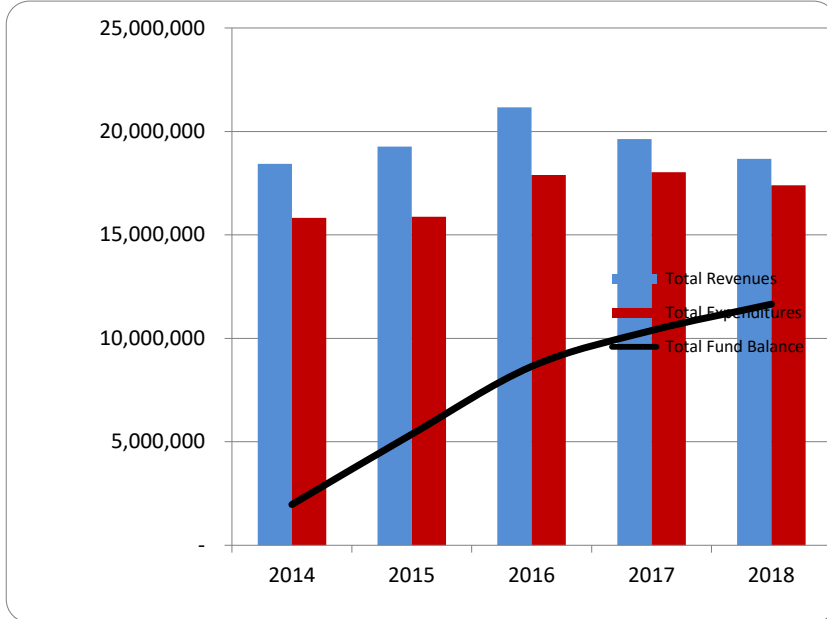


Commentary:

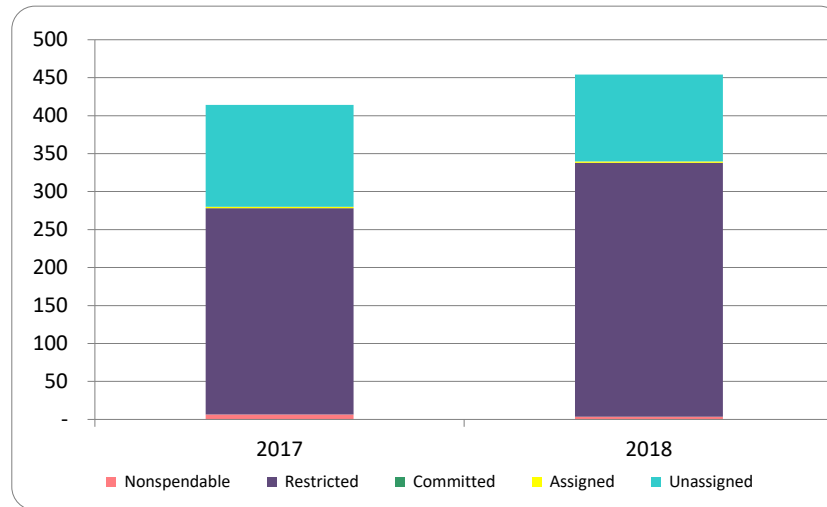
For more information on our unit's finances, contact Darin Carrington at (313) 563-4233.

CITIZEN'S GUIDE TO LOCAL UNIT FINANCES - City of Inkster (82-2170)

1. How have we managed our governmental fund resources (fund balance)?



3. Fund balance per capita - compared to the prior year

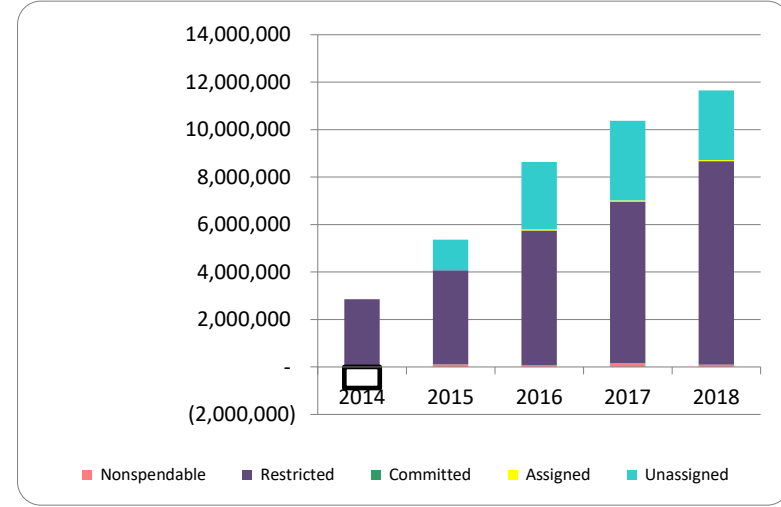


FINANCIAL POSITION

2. Compared to the prior year

	2017	2018	% change
Revenue	19,633,911	18,669,129	-4.91%
Expenditures	18,032,374	17,393,970	-3.54%
Surplus (shortfall)	1,601,537	1,275,159	-20.38%
Fund balance, by component:			
Nonspendable	164,589	91,339	-44.50%
Restricted	6,803,714	8,576,263	26.05%
Committed	-	-	N/A
Assigned	50,000	50,000	0.00%
Unassigned	3,358,695	2,934,555	-12.63%
total fund balance	10,376,998	11,652,157	12.29%

4. Historical trends of individual components



Commentary:

For more information on our unit's finances, contact Darin Carrington at (313) 563-4233.

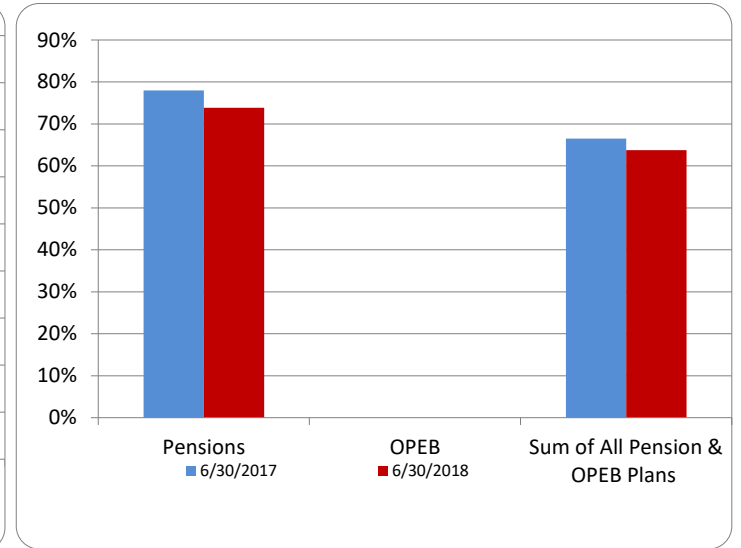
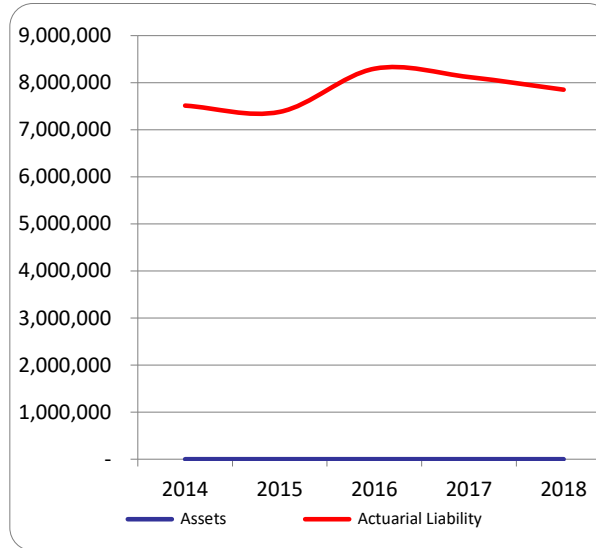
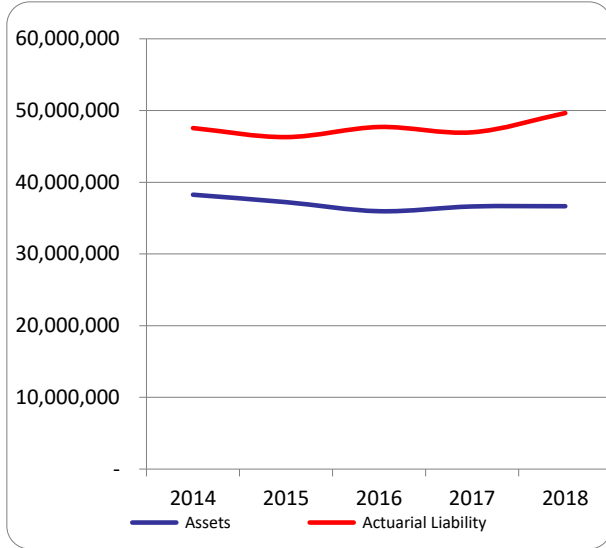
CITIZEN'S GUIDE TO LOCAL UNIT FINANCES - City of Inkster (82-2170)

OTHER LONG TERM OBLIGATIONS

1. Pension funding status

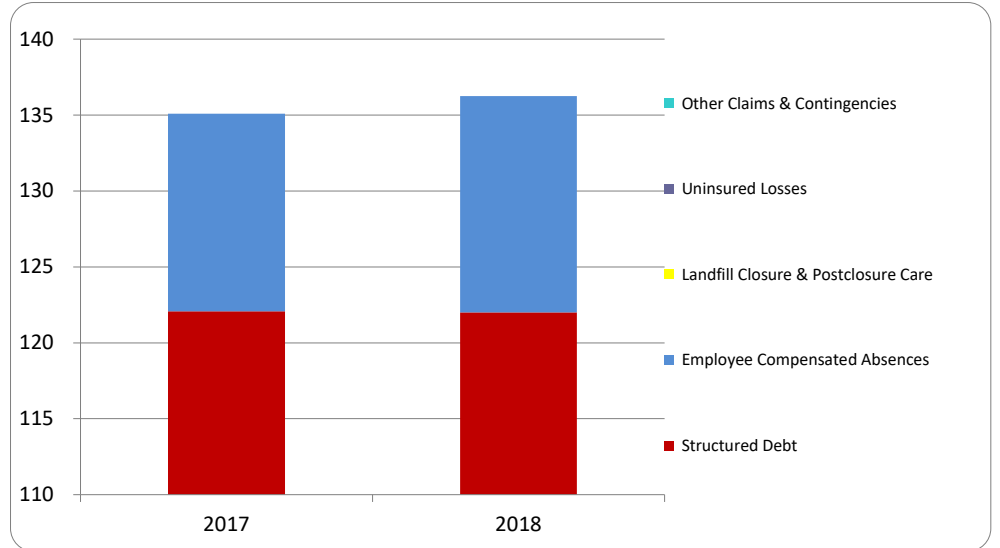
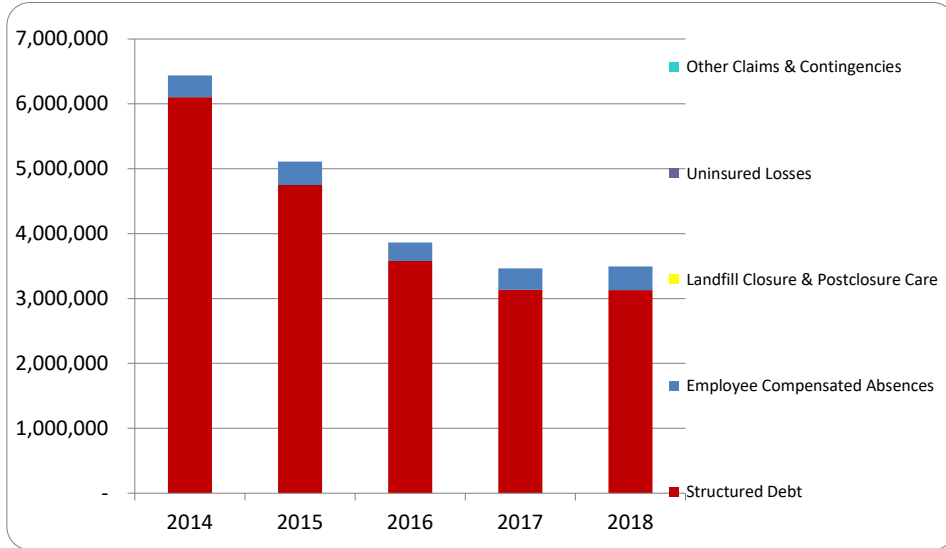
2. Retiree Health care funding status

3. Percent funded - compared to the prior year



4. Long Term Debt obligations:

5. Debt & other long term obligations per capita - compared to the prior year



Commentary: