

City of Inkster
Council Approved Fee Schedule

Most Recent Council Approval (** denotes update):

5/21/18 **

Dept.	Description	Fee
Building/Structural Safety (Bldg.)		
Building Code 151.020 - 151.033		
Bldg.	Bldg Contractor Registration	\$25.00
Bldg.	Permit Fee Refunds	75%
Bldg.	Minimum	\$50.00
Bldg.	After any inspections	no refund
Building Permits		
Bldg.	\$0 - \$500,000 and up	\$100.00 + \$10/thousand
Swimming Pools		
Bldg.	Below Ground	Cost
Bldg.	Above Ground	\$75.00
Annual Maintenance Permit (Existing Industrial)		
Bldg.	Building Maintenance	\$50.00
Bldg.	Plumbing Maintenance	\$50.00
Bldg.	Electric Maintenance	\$50.00
Bldg.	Heating Maintenance	\$50.00
Bldg.	High Pressure Boiler	\$50.00
Bldg.	Administrative Fee	\$25.00
Bldg.	On-Site for C of O	\$150.00
Bldg.	Repair Permit	\$50 per trade required
Bldg.	TCO or Letter to Close	\$25.00 + bond
Bldg.	TCO Extension	\$20.00
Bldg.	Plan Exam Fee: Res., Comm., Ind.- new & additions	\$100.00 min on all structural plus a ICC Originated Formula
Bldg.	Electric, Plumbing, Mechanical, Fire Olan Exam Fees	25% of bldg review
Bldg.	Garages (detached/attached)	Cost
Bldg.	Res. Garage	\$50.00
Bldg.	Comm/Ind	\$200.00
Bldg.	Comm/Ind over \$10,000 Square Footage	\$300.00
Bldg.	Modular Home Set Up	\$100.00 + Foundation
Installation Permits		
Bldg.	Unfired Vessels	
Bldg.	Not Heated	\$75.00 ea
Bldg.	Heated	\$75.00 ea
Bldg.	Major Repairs	\$75.00
Bldg.	Anhydrous Ammonia	
Bldg.	Using ICC Cylinders	\$75.00
Bldg.	5 Cylinders or Less	\$75.00
Bldg.	6 -- 10	\$95.00
Bldg.	11 -- 15	\$125.00
Bldg.	ASME Containers	
Bldg.	1000 lbs or less	\$50.00
Bldg.	1001 - 2500 lbs	\$75.00
Bldg.	2501 - 5000 lbs	\$100.00
Bldg.	ASME trans. Vehicles	\$75.00
Boilers		
Bldg.	Up to 1000 sq. ft. area, Over 1000 sq. ft. area, Alteration permit, Residential-Furnace or Boiler, Unit Heater Commercial-Unit Heater, Furnace	\$70.00 for first 200K BTU \$20.00 for each additional 100K BTU (Includes all fuel types)
Ducts		
Bldg.	First 40 ft	\$60.00
Bldg.	each additional 4 ft	\$5.00
Water & Steam Distribution-first 40 ft		
Bldg.	0" - 2"	\$50.00
Bldg.	2 1/4 " - 4"	\$60.00
Bldg.	4 1/4" plus	\$80.00

City of Inkster
Council Approved Fee Schedule

Most Recent Council Approval (** denotes update):

5/21/18 **

Dept.	Description	Fee
Building/Structural Safety (Bldg.)		
Water & Steam Distribution-first 40 ft		
Bldg.	4' additional of any size	\$5.00
Bldg.	Administrative Fee	\$25.00
Bldg.	On-Site for C of O	\$150.00
Bldg.	Repair Permit	\$50 per trade required
Bldg.	TCO or Letter to Close	\$25.00 + bond
Bldg.	TCO Extension	\$20.00
Bldg.	Plan Exam Fee: Res., Comm., Ind.- new & additions	\$100.00 min on all structural plus a ICC- originated formula
Bldg.	Electric, Plumbing, Mechanical, Fire Olan Exam Fees	25% of bldg review
Bldg.	Garages (detached/attached)	Cost
Bldg.	Res. Garage	\$50.00
Bldg.	Comm/Ind	\$200.00
Bldg.	Comm/Ind over \$10,000 Square Footage	\$300.00
Bldg.	Modular Home Set Up	\$100 + Foundation
Bldg.	Gas Piping	\$50 for 1st 100'- \$4/each additional 10'
Bldg.	Make Up Air	\$40.00
Bldg.	Base App. Fee	\$40.00
Bldg.	Generator (all fuels)	\$40.00 + Elec. Permit
Bldg.	Chimney	\$50.00
Bldg.	Chimney liner	\$50.00
Bldg.	Fireplace	\$50.00
Bldg.	Fire Damper	\$30.00
Bldg.	Gas Pressure Test	\$45.00 Residential \$65.00 Commercial
Bldg.	Humidifier	\$30.00
Bldg.	Spray Booth	\$60.00
Bldg.	Exhaust Hood	\$50.00
Bldg.	Exhaust Fan	1000cfm \$25.00; Over 1000 \$50.00
Bldg.	Water Heater - Residential	\$30.00
Bldg.	Water Heater - Commercial	\$40.00
Refrigeration Code 151.105		
Bldg.	A/C Contractor Registration	\$15.00
Self-Contained Refrigeration Units (Central A/C)		
Bldg.	2 hp or less	\$40.00
Bldg.	2 1/4 - 5 hp	\$55.00
Bldg.	5 1/4 - 50 hp	\$75.00
Bldg.	Over 50 hp	\$120.00
Ductwork-A/C System		
Bldg.	Up to 100'	\$60.00
Bldg.	each additional 4'	\$5.00
Bldg.	Inspection-Special or Shop Equipment	\$100.00
Electrical Code 151.060 - 151.062		
Bldg.	Electrical Contractor Registration	\$25.00
Bldg.	Min. permit fee	\$50.00
Bldg.	Electrical Circuits	\$5.00 each
Bldg.	Light Fixtures-for ea 25	\$15.00
Bldg.	Electrical Appliances	\$12.00 each
Motors & Transformers		
Bldg.	1/4 to 10 hp, kw & kva	\$10.00 for 1st; \$5.00 ea additional
Bldg.	11 - 30 hp, kw, kva	\$15.00 for 1st; \$7.00 ea additional
Bldg.	31 - 50 hp, kw, kva	\$25.00 for 1st; \$12.00 ea additional
Bldg.	Over 50	\$40.00 for 1st; \$20.00 ea additional

City of Inkster
Council Approved Fee Schedule

Most Recent Council Approval (** denotes update):

5/21/18 **

Dept.	Description	Fee
Building/Structural Safety (Bldg.)		
New or Change of Service		
Bldg.	100 amp	\$35.00
Bldg.	101 & Up	\$45.00
Temporary Service		
Bldg.	100 amp	\$35.00
Bldg.	101 & Up	\$45.00
Standby Generators		
Bldg.	0 - 30 kw or kva	\$35.00
Bldg.	30+ kw or kva	\$70.00
Bldg.	Carnival/ Circus Hook-Ups	\$125.00
Bldg.	Flea Market/Bazaar	\$50.00
Fire Alarm System		
Bldg.	Base Fee	\$40.00
Bldg.	City Pull Box	\$18.00 ea
Bldg.	Drill Station	\$10.00
Bldg.	Pull Stations	\$20.00 1st five; \$5.00 ea additional
Bldg.	Fire Alarm Signal Device	\$20.00 1st five; \$5.00 ea additional
Bldg.	Heat & Smoke Detectors	\$10.00 1st five; \$3.00 ea additional
Bldg.	Master Panel	\$35.00
Bldg.	Exit Door Unlocking	\$10.00 1st door; \$5.00 ea additional
Bldg.	Flow Switches	\$20.00
Bldg.	Sprinkler Valve Switch	\$20.00
Bldg.	Ventilation Dampers	\$30 (Mech. Permit)
Bldg.	System Alterations	\$40.00
Plumbing Code 151.075 - 151.079		
Bldg.	Plumbing Contractor Registration	\$15.00
Water Distribution System		
Bldg.	3/4" service	\$30.00
Bldg.	1"	\$45.00
Bldg.	1 1/4"	\$50.00
Bldg.	1 1/2"	\$55.00
Bldg.	2"	\$60.00
Bldg.	3"	\$70.00
Bldg.	4"	\$100.00
Bldg.	Over 4"	\$275.00
Bldg.	Fire or Lawn Sprinkler	\$2.00 per head (<100) \$1.00 per head (>100)
Bldg.	Rough Inspection	\$30.00 each
Bldg.	Commercial Washing Machines	\$30.00 1st unit; \$10.00 ea additional
Bldg.	Commercial Re-occupation Review	\$75.00
Bldg.	Inspection Recall Fee	\$40.00
Bldg.	Expired Permit Renewal	\$20.00
Bldg.	Notary	\$3.00
Burners (new or replacement system)		
Bldg.	30 gal	\$50.00
Bldg.	30-60 gal	\$60.00
Bldg.	over 500 gal	\$90.00
Bldg.	over 1200 gal	\$100.00
Storage Tanks		
Bldg.	60 gal or less	\$50.00
Bldg.	60-1200	\$75.00
Bldg.	over 1200 gal	\$100.00

City of Inkster
Council Approved Fee Schedule

Most Recent Council Approval (** denotes update):

5/21/18 **

Dept.	Description	Fee
Building/Structural Safety (Bldg.)		
All Other Fees		
Bldg.	Additional Rough Inspection	\$30.00
Bldg.	Administrative Fee	\$25.00
Bldg.	Appliance Installation	\$12.00
Bldg.	Base App. Fee	\$40.00
Bldg.	Base Fee Plumbing Permit	\$50.00
Bldg.	Chimney	\$50.00
Bldg.	Chimney liner	\$50.00
Bldg.	Comm/Ind	\$200.00
Bldg.	Comm/Ind over \$10,000 Square Footage	\$300.00
Bldg.	Electric, Plumbing, Mechanical, Fire Alarm Exam Fees	25% of bldg review
Bldg.	Exhaust Fan	1000cfm \$25.00; Over 1000 \$50.00
Bldg.	Exhaust Hood	\$50.00
Bldg.	Feeders	\$10.00 for 1st 100' \$5.00 ea additional 100'
Bldg.	Fire Damper	\$30.00
Bldg.	Fireplace	\$50.00
Bldg.	Garages (detached/attached)	Cost
Bldg.	Gas Piping	\$50 for 1st 100'; \$4 ea. additional 10'
Bldg.	Gas Pressure Test	Res.- \$25.00; Comm.-\$35.00
Bldg.	Generator	\$75.00
Bldg.	Generator (all fuels)	\$40.00 + Elec. Permit
Bldg.	Humidifier	\$30.00
Bldg.	Make Up Air	\$40.00
Bldg.	Modular Home Set Up	\$100 + Foundation
Bldg.	Motion Picture App.	\$25.00
Bldg.	Certificate of Occupancy	\$200 residential; \$350 commercial
Bldg.	Annual Certificate of Compliance	\$190.00
Bldg.	Outdoor Meter Box	\$30.00
Bldg.	Outdoor Sewer Repair	\$150.00
Bldg.	Plan Exam Fee: Res., Comm., Ind.- new & additions	\$100.00 min on all structural plus a BOCA- originated formula
Bldg.	Rental Registration	\$185 every 3 years
Bldg.	Repair Permit	\$50 per trade required
Bldg.	Res. Garage	\$50.00
Bldg.	Residential Electric Space Heating Units	\$5.00 ea room
Bldg.	Sign Connection	\$30.00 for 1st \$10.00 ea additional \$10.00 ea 50' of neon
Bldg.	Spray Booth	\$60.00
Bldg.	Sump Pump Hook Up	\$10.00
Bldg.	TCO Extension	\$20.00
Bldg.	TCO or Letter to Close	\$25.00 + bond
Bldg.	Vacant Property Registration	\$500 Annually
Bldg.	Vacant Property Re-occupancy	\$200
Bldg.	Underfloor Raceways	\$10.00 for 1st 100' \$5.00 ea additional 100'
Bldg.	Water Heater	Replacement only \$5.00
City Clerk (Clerk)		
Animal		
Clerk	Dog Tags	\$10.00
Arcades		
Clerk	Application-Renewal June 30th	\$200.00
Clerk	License	\$200.00
Clerk	Machine	\$15.00

**City of Inkster
Council Approved Fee Schedule**

Most Recent Council Approval (** denotes update):

5/21/18 **

Dept.	Description	Fee
City Clerk (Clerk)		
Bicycle		
Clerk	Registration	\$50.00
Clerk	Duplicate Issuance	\$0.75
Business		
Clerk	Registration-Renewal December 31st	\$100.00
Cabaret License		
Clerk	Application-Renewal April 30th	\$8,333.33
Freedom of Information Act		
Clerk	FOIA Fee CDR	\$5.00
Clerk	FOIA Fee DVD	\$5.00
Garage Sale		
Clerk	Permit-five (5) consecutive days	\$5.00
Mechanical Amusement Arcade		
Clerk	License	\$200.00
Clerk	Device	\$15.00/each
Medical Marijuana		
Clerk	Application Fee - Provisioning Center / Cultivation Facility	\$5,000.00
Clerk	Renewal Fee - Provisioning Center / Cultivation Facility	\$5,000.00
Notary		
Clerk	Notary	\$2.00
Peddling/ Soliciting/ Canvassing		
Clerk	License	\$25.00/ per year
Clerk	Firm, partnership, association, corporation, company or other organization	\$70.00/ per year
Clerk	Local non-profit organization	No Fee
Clerk	Duplicate copies of licenses	\$5.00
Special Events		
Clerk	Various	\$250.00 - \$500.00
Street or Food Vendors		
Clerk	Class 1: For every person engaged in the business of street vendor and/or food vendor, whether traveling by foot without the aid of any vehicle or who uses a vehicle referred to in either of the following classes	\$2.00 per year per person
Clerk	Class 2: Street and/or food vendors who travel by foot or who use a bicycle, pushcart or hand-drawn wagon or other similar small conveyance, carrying any basket, box or container not exceeding two cubic feet	\$2.00 per day (up to and including 10 days) and \$25.00 for one year in addition to Class 1 fee
Clerk	Class 3: For every street vendor and/or food vendor who shall use any horse-drawn or motor-propelled vehicle in his operations	\$3.00 per day (up to and including 10 days) Maximum \$40.00 per year for each vehicle in addition to Class 1 fee
Clerk	Christmas Tree Vendors - Deposit	\$100.00 cash deposit for each location within the City for the purpose of guaranteeing the clean- up of the premises and the removal of any unsold trees, debris or any temporary structures there from within ten days after Christmas of the year in which the license was taken out
Clerk	Christmas Tree Vendors - Fee	\$15.00 per location
DPS (DPS)		
DPS	Weed Cutting - Vacant Lots - Per front ft.	\$400 per Lot
DPS	Weed Cutting - Vacant Structures	\$500 per Structure
DPS	Businesses	\$750
DPS	Water Tap, Sewer Tap and Pipe Connection Inspection	\$800
DPS	Board Ups	Variable
DPS	Clean Ups	Variable
DPS	Evictions	Variable

**

**

**City of Inkster
Council Approved Fee Schedule**

Most Recent Council Approval (** denotes update):

5/21/18 **

Dept.	Description	Fee
DPS (DPS)		
DPS	Water Meters	Variable
DPS	Spc Pick Up	Variable
DPS	Meter Repair	Variable
DPS	Annual Rubbish Fee	\$162.00
Police Department (Police)		
Police	Police Report	\$5.00 Residents \$15.00 Non-Residents
Police	Clearance	\$10.00
Police	FOIA	Purview of the City Clerk
Police	Fingerprinting	\$15.00
Police	Accident Report	\$5 Residents \$15.00 Non-Resident (Insurance Co & Landlord)
Police	Renewal of PV License	\$5.00
Police	Vehicle Inspections	\$10.00
Police	Vehicle Release (Towing)	\$50.00
Fire Department (Fire)		
Fire	Annual Fire Inspection	\$130.00
Fire	Commercial Building C of O Inspection	\$130.00
Fire	Apartment Building Fire Inspection	\$130.00
Fire	Apartment Building Fire Inspection w/multiple buildings on site	\$250.00
Fire	Fire Investigations	\$75.00/hr
False Alarm Response Fess Per City Ordinance		
Fire	First Call in calendar year	No Charge
Fire	Second Call	\$75.00
Fire	Third Call	\$175.00
Fire	Fourth Call	\$225.00
Fire	Fifth Call	\$300.00
Fire	Sixth Call	\$375.00
Fire	Seventh Call	\$450.00
False Alarm Response Fess Per City Ordinance		
Fire	Eighth Call	\$525.00
Fire	Ninth Call	\$600.00
Fire	Tenth Call	\$675.00
Fire	All additional calls for that calendar year	\$100.00
Parks and Recreation (PR)		
Membership		
PR	Single Adult Membership - Resident	\$15.00 per month or \$150.00 per year
PR	Single Adult Membership - Non- Resident	\$20.00 per month or \$210.00 per year
PR	Youth Membership	\$10.00 per month or \$100.00 per year
PR	Family (up to 4) Membership - Resident	\$30.00 per month or \$300.00 per year
PR	Family (up to 4) Membership - Non- Resident	\$35.00 per month or \$390.00 per year
PR	Family (up to 4) Membership - Resident	\$30.00 per month or \$300.00 per year
PR	Family (up to 4) Membership - Non- Resident	\$35.00 per month or \$390.00 per year
PR	Senior Full Membership - Resident	\$5.00 per month or \$40.00 per year
PR	Senior Full Membership - Non - Resident	\$10.00 per month or \$120.00 per year
PR	Senior Programs Only - Resident	\$10.00 per year
PR	Senior Programs Only - Non- Resident	\$15.00 per year
PR	Individual Class and/or Program	Based on Instructor Cost
Open Gym		
PR	Elementary, Jr High, High School	\$5.00
PR	Adult (18 and up)	\$5.00

City of Inkster
Council Approved Fee Schedule

Most Recent Council Approval (** denotes update):

5/21/18 **

Dept.	Description	Fee
Parks and Recreation (PR)		
Building Rental Rates		
PR	Security Deposit	\$125.00
PR	Set Up Fees	\$65.00
PR	Set Up Fees-Gym	\$75.00
PR	Multi- Purpose Room - Resident	\$55.00 w/ 2 hr min \$125.00 regular rates apply after 2 hrs
PR	Multi- Purpose Room - Non - Resident	\$65.00 w/ 2 hr min \$125.00 regular rates apply after 2 hrs
PR	Gymnasium Events - Resident	\$100.00 per hour w/ 2 hr min
PR	Gymnasium Events - Non- Resident	\$120.00 per hour w/ 2 hr min
PR	Gymnasium - Court Rental	1 Court - \$25.00 per hr 2 Courts - \$50.00 per hr
PR	Meeting Lounge - Resident	\$55.00 per hour w/ 2 hr min
PR	Meeting Lounge - Non- Resident	\$65.00 per hour w/ 2 hr min
PR	Meeting Room #1 - Resident	\$45.00 per hour w/ 2 hr min
PR	Meeting Room #1 - Non- Resident	\$55.00 per hour w/ 2 hr min
Parks and Recreation (PR)		
Marquee		
PR	Marquee	\$25.00
Planning (Plan)		
Plan	Rezoning Review	\$1700.00
Plan	Conditional Zoning Review	\$2,000.00 plus \$12.00 per acre
Plan	Special (Conditional) Use Review	\$1,450.00 plus \$6.00 per acre
Plat Review		
Plan	Preliminary Plat Review	\$450.00 plus \$5.00 per lot plus Consulting Fees
Condominiums and Single-Family/Detached Single Family Developments		
Plan	Preliminary Plan	\$1,850.00 plus \$5.00 per site
Plan	Revised Plan	\$640.00
Site Plan Review		
Plan	Residential - less than one acre	\$1,450.00 plus \$6.00 per unit
Plan	Residential - one acre or more	\$1,800.00 plus \$6.00 per unit
Plan	Commercial and Other Non-Residential Uses -less than one acre	\$1,750.00
Plan	Commercial and Other Non-Residential Uses -one acre or more	\$1,800.00 plus \$50.00 per acre
Plan	Revised Site Plan	\$150.00
Plan	Commercial Re-Occupancy Verification	Hourly
Plan	Engineering Plan Review	Hourly
Plan	Final Site Plans	\$100.00
Planning (Plan)		
Planned Neighborhood (Residential) Development		
Plan	Initial Review (Preliminary Plans)	\$475 plus \$5 per unit or lot (includes informal review prior to official submittal, plus initial plan review
Plan	Revised Site Plan	\$150 (includes charges for each review subsequent to review of the initial plan, except that the review of any plan submitted more than six (6) calendar months following the initial plan will require payment as specified in III.3.a)
Plan	Final Site Plans	\$100.00
Plan	Planned Unit Development - less than an acre	\$475.00
Plan	Planned Unit Development - an acre or more	\$350.00

City of Inkster
Council Approved Fee Schedule

Most Recent Council Approval (** denotes update):

5/21/18 **

Dept.	Description	Fee
Planning (Plan)		
Mixed-Use or Planned Unit Developments		
Plan	Initial Review	\$1,850.00 plus \$5.00 per acre
Plan	Revised Plan	\$640.00
Plan	Final Site Plans	\$100.00
Plan	Rezoning	\$1700 per request
Plan	Special (Conditional) Use Request	\$1450.00 per request plus \$6 acre
Plan	Historic District/Architectural Commission Reviews	\$250.00 per request
Plan	Land Division Lot Split/Boundary Reviews	\$750.00 plus \$50.00 per lot
Plan	Adaptive Reuse Project Request	\$200.00 per request
Plan	Street/Alley Vacation Requests	\$800.00 per request
Zoning Board of Appeals		
Plan	Residential Variance	\$800.00
Plan	Commercial Variance	\$900.00
Plan	Zoning Code Interpretation	\$550.00
Plan	All Public Hearings	\$350.00
Plan	Zoning Confirmation Letters/Forms	\$188.00
Plan	Conditional Zoning Review (new)	\$2,000.00 plus \$12.00 per acre
Plan	Notary	\$3.00
Documents		
Plan	Zoning Ordinance	\$30.00
Plan	Zoning Map	\$5.00
Plan	Street Map	\$5.00
Plan	Master Plan	\$50.00
Plan	Census Data	\$.50 per page
Plan	Minutes	\$3.00 (6 pages or less)
Plan	Minutes	\$5.00 (6 pages or more)
Plan	Tax Maps/Address Maps	\$1.00/per page
Treasurer (Treas)		
Assessing		
Treas	Field Cards	Variable
Water Services		
Treas	Final Read	\$15.00
Treas	Water Turn On	\$75.00
Treas	Water Turn Off	\$75.00
Treas	Turn On/Turn Off for repairs (30 day period)	\$30.00
Treas	Meter Installation	\$50.00
Treas	New Meter (due to Theft/Vandalism)	\$220.00
Treas	Water History Reports	\$3.00 (6 pg max)
Treas	Service Charge (used during Delinquent Water Shut Offs)	\$45.00
Treas	NSF Administration and Bank Fee	\$60.00
Property Taxes		
Treas	Field Sheets	\$0.50

City of Inkster	
Fiscal Year Ending June 30, 2020 Budget	
Summary of Annual Revenues by Source and Appropriations by Department	
General Fund	
Revenues	
Property Taxes	\$ 4,048,600
County Chargebacks	(50,000)
PILOT	450,000
PILOT - Contractual	80,000
State Shared Revenue	3,770,000
Other State Sources	10,000
Administrative Charges	1,329,560
Other Revenue	223,970
Operating Grants and Contributions	161,500
District Court	956,720
Mayor	289,500
City Clerk	155,300
Treasury	50,000
Police	219,000
Fire	1,420,050
Building	660,000
Public Works	60,000
Planning	66,500
Total Revenues	14,850,700
Expenditures	
City Council	94,800
District Court	832,010
Court Community Services	49,500
Mayor	325,490
City Clerk	233,000
IT	366,800
Treasury	738,150
Building Maintenance	727,800
City Attorney	422,000
Personnel	223,070
Police	4,337,100
Fire Administration	2,752,590
Building	386,700
Code Enforcement	66,000
Department of Public Works	675,200
Planning	110,920
Economic Development	517,000
Debt Service	80,000
Insurance	815,000
Total Expenditures	13,878,460
Other Financing Sources (uses)	
Operating transfer from other funds	-
Operating transfer to other funds	971,400
Total other financing sources (uses)	971,400
Net change in fund balance	840
Est. fund balance (deficit) June 30, 2019	3,509,320
Est. fund balance (deficit) June 30, 2020	\$ 3,510,160
Fund Balance Policy Applies to Fund	Yes
Fund Balance Range Adopted	
From Low	10.0%
To High	15.0%
Actual Fund Balance as Percent of Expenses	23.6%
Fund Balance in Compliance with Target	Yes

City of Inkster						
Fiscal Year Ending June 30, 2020 Budget						
Summary of Annual Revenues by Source and Appropriations by Department						
Special Revenue Funds						
	Major Streets	Local Streets	Parks	Rubbish	CDBG	PEG
Revenues						
Property Taxes	\$ -	\$ -	\$ 395,280	\$ 515,730	\$ -	\$ -
County Chargebacks	-	(50,000)	(30,000)	(100,000)	-	-
State Shared Revenue	1,699,070	748,730	-	-	-	-
Charges for Services	-	-	52,400	1,349,300	-	-
Other Revenue	660	-	-	-	-	90,800
Operating Grants and Contributions	-	-	-	-	216,470	-
Total Revenues	1,716,730	698,730	417,680	1,765,030	216,470	90,800
Expenditures						
Non-Departmental	-	-	-	-	-	75,000
Police	-	-	-	-	12,300	-
Parks Maintenance	-	-	20,000	-	-	-
Streets - Engineering	-	1,500,000	-	-	-	-
Streets - Maintenance	188,780	495,660	-	-	-	-
Streets - Preservation	1,200,000	-	-	-	-	-
Streets - Traffic	20,000	5,000	-	-	-	-
Streets - Winter	90,000	55,000	-	-	-	-
Streets - Admin and Record Keeping	169,900	74,660	-	-	-	-
Streets - Vehicles	80,500	80,500	-	-	-	-
Sanitation	-	-	-	1,934,200	-	-
Community Development	-	-	-	-	204,170	-
Parks and Recreation	-	-	371,690	-	-	-
Senior Citizens Activities	-	-	5,000	-	-	-
Administrative Services	-	-	30,000	-	-	-
Total Expenditures	1,749,180	2,210,820	426,690	1,934,200	216,470	75,000
Other Financing Sources (uses)						
Operating transfer from other funds	-	-	65,190	-	-	-
Operating transfer to other funds	-	-	(100,000)	-	-	-
Total other financing sources (uses)	-	-	(34,810)	-	-	-
Net change in fund balance	(32,450)	(1,512,090)	(43,820)	(169,170)	-	15,800
Est. fund balance (deficit) June 30, 2019	1,454,293	3,367,638	178,404	577,636	-	361,638
Est. fund balance (deficit) June 30, 2020	\$ 1,421,843	\$ 1,855,548	\$ 134,584	\$ 408,466	\$ -	\$ 377,438
Fund Balance Policy Applies to Fund	Yes	Yes	Yes	Yes	N/a	N/a
Fund Balance Range Adopted						
From Low	5.0%	5.0%	5.0%	5.0%		
To High	10.0%	10.0%	10.0%	10.0%		
Target of Fund Balance Policy	10.0%	10.0%	10.0%	10.0%		
Actual Fund Balance as Percent of Expenses	81.3%	83.9%	25.6%	21.1%		
Fund Balance in Compliance with Target	Yes	Yes	Yes	Yes		

City of Inkster					
Fiscal Year Ending June 30, 2020 Budget					
Summary of Annual Revenues by Source and Appropriations by Department					
Component Units					
	Commission on Aging	Brownfield	TIFA	Justice Center Debt	Court Building
Revenues					
Property Taxes	\$ 179,600	\$ 19,720	\$ 190,770	\$ -	\$ -
County Chargebacks	-	-	(2,000)	-	-
Fines and Forfeitures	-	-	-	-	20,200
Operating Grants and Contributions	-	-	-	220,040	-
Total Revenues	179,600	19,720	188,770	220,040	20,200
Expenditures					
Community Development	-	-	30,000	-	-
Redevelopment	-	-	-	-	-
Senior Citizens Activities	279,600	-	-	-	-
Debt Service	-	434,220	400,970	489,750	-
Administrative Services	-	-	-	-	-
Total Expenditures	279,600	434,220	430,970	489,750	-
Operating transfer from other funds	100,000	414,500	491,710	269,710	-
Operating transfer to other funds	-	-	(249,510)	-	(20,200)
Total other financing sources (uses)	100,000	414,500	242,200	269,710	(20,200)
Net change in fund balance	-	-	-	-	-
Est. fund balance (deficit) June 30, 2019	-	(3,242,478)	826,584	-	-
Est. fund balance (deficit) June 30, 2020	\$ -	\$ (3,242,478)	\$ 826,584	\$ -	\$ -
Fund Balance Policy Applies to Fund	N/a	N/a	N/a	N/a	N/a

City of Inkster	
Fiscal Year Ending June 30, 2020 Budget	
Summary of Annual Revenues by Source and Appropriations by Department	
Enterprise Fund	
	Water and Sewer
Revenues	
Property Taxes	2,713,880
County Chargebacks	(750,000)
Other State Sources	5,300
Charges for Services	10,626,190
Other Revenue	420,000
Operating Grants and Contributions	650,000
Total Revenues	13,665,370
Expenditures	
Water and Sewer Systems	10,526,080
Federal Grants	150,000
Debt Service	2,564,925
Insurance	92,960
Total Expenditures	13,333,965
Change in Net Position	331,405
Est. Net Position June 30, 2019	33,103,597
Est. Net Position June 30, 2020	33,435,002
Working Capital Reserve Policy Applies	Yes
Target Working Capital and Reserve Balance	
Est. Beginning Working Capital (7/1/2019)	5,572,176
Est. Ending Working Capital (6/30/2020)	5,549,123
Target Working Capital (6/30/2020)	5,073,375
Over (Short) of Target Working Capital and Reserve at Year End	475,748
<p>Note: Based on the development of the FY 2020 budget and looking out four years, the desired working capital level would be obtained by the end of FY 2024.</p>	

Calculations as of 06/30/2019

GL NUMBER	DESCRIPTION	2017-18 ACTIVITY	2018-19 AMENDED BUDGET	2018-19 ACTIVITY THRU 06/30/19	2019-20 REQUESTED BUDGET	2019-20 RECOMMENDED BUDGET
ESTIMATED REVENUES						
Dept 000						
101-000-403.000	PROPERTY TAXES-CURRENT	3,333,983	3,370,000	2,636,387	3,500,000	3,659,000
	EST BASED ON WCA POST BOARD OF REVIEW TAXABLE VALUESRECD 3/25/19					
101-000-403.243	BROWNFIELD CAPTURE	(6,601)	(6,450)	(7,244)	(9,180)	(9,180)
	EST BASED ON 2019 ASSESSING REPORTS					
101-000-403.247	TIFA CAPTURE	(31,879)	(24,390)	(39,094)	(49,220)	(49,220)
	FOOTNOTE AMOUNTS:				49,220	49,220
	EST BASED ON ASSESSING REPORTS 3.27.19					
101-000-410.000	PROPERTY TAXES-CY DPPT COLLECT		10,000			
101-000-411.000	WAYNE COUNTY DELINQUENT	10,162	(150,000)	371,287	(150,000)	(50,000)
101-000-420.000	PROPERTY TAXES-CY DPPT WRITE OFF	(29,827)	(20,000)		(20,000)	(20,000)
101-000-424.592	PAYMENT IN LIEU OF TAXES	450,000	450,000	337,500	450,000	450,000
101-000-424.700	PILOT-CONTRACTUAL	111,619	80,000	42,448	80,000	80,000
101-000-430.000	PA 359 OF 1925 - ADVERTISING	48,321	50,000	38,213	50,000	50,000
101-000-445.000	PENALTIES & INTEREST CURR	185,893	300,000	85,529	185,000	185,000
101-000-447.000	COLLECTION FEE	181,067	183,000	138,437	170,000	183,000
	EST -10% UNTIL TAX WP IS COMPLETED					
101-000-456.000	TRAILER CAMP FEES	1,053				
101-000-505.000	FEDERAL GRANT		235,580	237,963		
	FIRE AMBULANCE GRANT ENDED 6/30/19					
101-000-540.000	STATE GRANT	644,477	543,045	154,983	61,500	161,500
	FDCVT GRANT AWARDS					
	COMMUNITY RELATIONS OFF (EXP 6/30/20)					
	FOOTNOTE AMOUNTS:				61,500	61,500
	CRIME SCENE TECH/EVIDENCE CUST (EXP 6/30/20)					
	FOOTNOTE AMOUNTS:					100,000
	210069-19 POLICE VEHICLE REPLACEMENT GRANT					
	GL # FOOTNOTE TOTAL:				61,500	161,500
101-000-573.000	LOCAL COMMUNITY STABILIZATION SHAF	215,308	250,000	128,160	50,000	50,000
	EST BASED 60% DECREASE FR FY 18 TO FY 19					
101-000-576.000	STATE SHARED REVENUE - CONSTITUTIO	3,548,993	3,600,000	1,799,639	3,660,000	3,770,000
	FOOTNOTE AMOUNTS:				3,660,000	3,660,000
	USED STATE'S FY 19 EST FOR FY 2020					
101-000-578.000	STATE-LIQUOR	10,225	10,000	10,108	10,000	10,000
101-000-664.000	INTEREST EARNED		50,000	37,234	50,000	50,000
101-000-665.000	INVESTMENT INCOME					50,000
101-000-668.000	RENTAL REVENUE	59,611	53,600	39,990	55,572	55,570
	FOOTNOTE AMOUNTS:				55,572	55,572
	ESTIMATE \$4,600 PER MONTH YEAR 23 OF 25 YEAR LEASE					
101-000-673.100	SALE OF FIXED ASSETS	20,000	8,000			
101-000-674.005	DONATIONS - SPECIAL EVENTS	9,570		2,000		
101-000-676.000	REIMBURSEMENTS	2,308	2,500	38	2,500	2,500
101-000-676.202	ADMINISTRATION - MAJOR STREETS	152,184	149,980	112,500	169,900	169,900
101-000-676.203	ADMINISTRATION - LOCAL STREETS	66,829	65,860	49,410	74,660	74,660
101-000-676.208	ADMINISTRATION PARKS/REC	30,000	30,000	22,500	30,000	30,000
101-000-676.226	ADMINISTRATION RUBBISH	125,000	125,000	93,780	125,000	125,000
101-000-676.247	ADMINISTRATION - TIFA	30,000	30,000	22,500	30,000	30,000
101-000-676.592	ADMINISTRATION - WATER & SEWER	920,000	880,000	637,560	900,000	900,000
101-000-686.069	RETIREE HEALTH CARE REIMBURSEMENT	39,300	39,735	34,335	40,900	40,900
101-000-687.000	REFUNDS & REBATES	80,690	5,000	5,578	5,000	5,000
101-000-694.000	OTHER REVENUES	2,887	2,400	9,581	2,400	20,000
101-000-695.600	PROCEEDS FROM ISSUANCE OF DEBT	35,672				
101-000-698.030	OVER & SHORT	(14,110)		(24,130)		
Totals for dept 000 -		10,232,735	10,322,860	6,977,192	9,474,032	10,023,630

Calculations as of 06/30/2019

GL NUMBER	DESCRIPTION	2017-18 ACTIVITY	2018-19 AMENDED BUDGET	2018-19 ACTIVITY THRU 06/30/19	2019-20 REQUESTED BUDGET	2019-20 RECOMMENDED BUDGET
ESTIMATED REVENUES						
Dept 136 - DISTRICT COURT						
101-136-541.000	JUDGES SALARY	45,724	45,720	34,293	45,720	45,720
101-136-545.000	DRUG CASE INFO MGMT	2,926				
101-136-607.001	TECHNOLOGY FEES	3				
101-136-655.000	FINES AND FORFEITS	712,636	900,000	586,847	730,000	900,000
	FOOTNOTE AMOUNTS:				730,000	730,000
	EST BASED 7 MONTHS ACTUAL FY 9 REVENUE					
101-136-656.000	COURT REVENUE-COUNTY	2,247	4,000	1,732	4,000	4,000
101-136-664.000	INTEREST EARNED			225		
101-136-687.000	REFUNDS & REBATES	815		410		
Totals for dept 136 - DISTRICT COURT		764,351	949,720	623,507	779,720	949,720
Dept 137 - COURT-COMMUNITY SERVICES						
101-137-655.011	COURT 2011 - COMMUNITY SERVICE CHZ	10,884	7,000	6,326	7,000	7,000
Totals for dept 137 - COURT-COMMUNITY SERVICES		10,884	7,000	6,326	7,000	7,000
Dept 171 - MAYOR						
101-171-610.100	COMCAST CABLE FRANCHISE FEE	217,722	220,000	108,744	215,000	215,000
	FOOTNOTE AMOUNTS:				215,000	215,000
	JLY-DEC COMCAST CABLE FEES FY 19					
	EST JAN- JUNE 20 BASED ON FY 18 JAN-JUNE REV					
101-171-610.200	AT&T CABLE FRANCHISE FEE	70,149	100,000	35,974	70,000	70,000
	FOOTNOTE AMOUNTS:				70,000	70,000
	ESTIMATE BASED 50% ACTUAL COLL FY 19 AND PRIOR 2 QTRS FY 18					
101-171-674.102	IMAGE COMMITTEE REVENUES	20				
101-171-674.172	DONATIONS - CITY CALENDAR	3,950	5,000	4,500	4,500	4,500
Totals for dept 171 - MAYOR		291,841	325,000	149,218	289,500	289,500
Dept 215 - CITY CLERK						
101-215-451.000	BUSINESS REGISTRATION	78,286	100,000	19,348	80,000	150,000
	BUSINESS LICENSE, MM LICENSE & MM RENEWALS					
101-215-452.000	VENDOR LICENSES	1,257	500	300	1,000	1,000
	FOOTNOTE AMOUNTS:				1,000	1,000
	SOLICITORS, VENDOR & SUMMERFEST VENDOR					
101-215-482.000	ANIMAL LICENSES	1,780	1,000	2,652	2,000	3,000
	FOOTNOTE AMOUNTS:				1,500	1,500
	DOG LICNESES					
101-215-484.000	OTHER VEH/BIKES	5		1		
101-215-487.000	SCHOOL ELECTION FILING FEE			300		
101-215-607.002	FOIA REVENUE	787	500	292	500	500
	FOOTNOTE AMOUNTS:				500	500
	FREEDOM OF INFORMATION ACT REQUEST FEES					
101-215-607.003	SPECIAL EVENTS-FEES	225	300		300	300
	FOOTNOTE AMOUNTS:				300	300
	SPECIAL EVENTS IN THE CITY; SPECIAL EVENTS LICENSE					
101-215-676.000	REIMBURSEMENTS	7,756	5,000			
101-215-694.000	OTHER REVENUES	1,424	500	2,250	500	500
	FOOTNOTE AMOUNTS:				500	500
	NOTARY FEE, CHARTER BOOKS					
Totals for dept 215 - CITY CLERK		91,520	107,800	25,143	84,300	155,300
Dept 253 - TREASURY						
101-253-632.000	FEES-TREASURER DEPARTMENT	24,814	30,000	10,651	10,000	50,000
	FOOTNOTE AMOUNTS:					30,000
	INCREASED WS STAFF TO PERFORM SHUT OFFS					

Calculations as of 06/30/2019

GL NUMBER	DESCRIPTION	2017-18 ACTIVITY	2018-19 AMENDED BUDGET	2018-19 ACTIVITY THRU 06/30/19	2019-20 REQUESTED BUDGET	2019-20 RECOMMENDED BUDGET
ESTIMATED REVENUES						
Dept 253 - TREASURY						
	Totals for dept 253 - TREASURY	24,814	30,000	10,651	10,000	50,000
Dept 266 - CITY ATTORNEY						
101-266-403.002	PROPERTY TAXES-K. SMITH JUDGMENT I	159,972				
101-266-403.013	PROPERTY TAXES-M. KIRK JUDGMENT LE	289,159				
101-266-403.014	PROPERTY TAXES-ABDULLAH JUDGMENT I		317,500	242,964		
101-266-403.015	PROPERTY TAXES-BEAUVAIS JUDGMENT I		50,000	37,800		
	Totals for dept 266 - CITY ATTORNEY	449,131	367,500	280,764		
Dept 270 - PERSONNEL DEPARTMENT						
101-270-694.000	OTHER REVENUES	189		104		
	Totals for dept 270 - PERSONNEL DEPARTMENT	189		104		
Dept 301 - POLICE						
101-301-540.000	STATE GRANT - 302 FUNDS	4,656	2,500	2,416	5,000	5,000
	FOOTNOTE AMOUNTS:				5,000	5,000
101-301-611.000	911 FEES	107,464	110,000	106,130	100,000	110,000
	911 FEES COLLECTED DECLINING EACH OF PAST 3 YEARS					
101-301-627.000	ACCIDENT REPORTS	4,930	5,000	6,739	5,000	5,000
	FOOTNOTE AMOUNTS:				5,000	5,000
	REVENUE FROM THE SALE OF POLICE REPORTS TO INSURANCE COMOPAINES AND GENERAL PUBLIC					
101-301-639.000	PRELIM BREATH TEST (PBT)	375	300	1,990	500	500
	FOOTNOTE AMOUNTS:				500	500
	REVENUE FROM POLICE CONDUCTED COURT ORDERED PRELIMINARY BREATH TESTS					
101-301-644.000	POLICE MISC REVENUES	30,706	25,000	7,487	10,000	10,000
	FOOTNOTE AMOUNTS:				10,000	10,000
	MISCELANEOUS REVENUES ARE THOSE FUNDS RECIEVED FOR AUTIONED ITEMS OTHER THAN FORFEITURE, SOLD ITEMS OTHER THAN FORFEITURE, RECORDS BUREAU FEES, SPECIAL CHARGES ASSESSED BY PD, ETC.					
101-301-644.030	JAG GRANT	48,045	20,000		21,000	21,000
	FOOTNOTE AMOUNTS:				40,000	40,000
	FEDERAL JUSTICE ASSISTANCE GRANT ADMINISTRED BY WAYNE COUNTY SHERIFF'S OFFICE. THIS GRANT HAS STEDILY DECLINED OVER THE PAST FIVE YEARS AND WE ARE ANTICIPATING \$21,000.00 IN FUNDING IN THE 2019-20 BUDGET, HOWEVER WE HAVE FUNDING AVAILABLE FROM 2017 AND 2018 THAT MUST BE SPENT BEFORE 09/2019.					
101-301-645.000	IMPOUND FEES	19,140	18,000	16,040	18,000	18,000
	FOOTNOTE AMOUNTS:				18,000	18,000
	FEES FOR IMPOUNDED VEHICLE RELEASE					
101-301-655.000	FINES AND FORFEITS	6,575	4,500	2,800	4,500	4,500
	FOOTNOTE AMOUNTS:				4,500	4,500
	FINES AND FORFEITURE FEES ASSESSED BY PD					
101-301-674.301	DONATIONS - COMMUNITY POLICING	9,768	20,000	18,410	25,000	25,000
	FOOTNOTE AMOUNTS:				25,000	25,000
	THIS GL IS FUNDED STRICTLY THROUGH DONATIONS AND COVERS THE COSTS OF ALL COMMUNITY POLICING ACTIVITIES AND EVENTS.					
101-301-674.302	DONATIONS - CANINE UNIT				20,000	20,000
	FOOTNOTE AMOUNTS:				20,000	20,000
	THIS GL IS FUNDED STRICTLY THROUGH DONATIONS AND COVERS THE COSTS ASSOCIATED WITH THE IMPLEMENTATION OF A K-9 UNIT WITHIN THE INKSTER POLICE DEPARTMENT.					
	Totals for dept 301 - POLICE	231,659	205,300	162,012	209,000	219,000
Dept 337 - FIRE ADMINISTRATION						
101-337-501.337	FEDERAL SAFER GRANT	863,432	284,250	234,571	240,000	240,000
	FOOTNOTE AMOUNTS:				201,340	201,340
	SAFER CITY MATCH 25% 3/14/20					
	FOOTNOTE AMOUNTS:				38,660	38,660

Calculations as of 06/30/2019

GL NUMBER	DESCRIPTION	2017-18 ACTIVITY	2018-19 AMENDED BUDGET	2018-19 ACTIVITY THRU 06/30/19	2019-20 REQUESTED BUDGET	2019-20 RECOMMENDED BUDGET
ESTIMATED REVENUES						
Dept 337 - FIRE ADMINISTRATION						
SAFER CITY MATCH 75% 3/14/20/6/30/2020						
GL # FOOTNOTE TOTAL:					240,000	240,000
101-337-668.000	RENTAL REVENUE	9,600	9,600	7,200	9,600	9,600
FOOTNOTE AMOUNTS:					9,600	9,600
HENRY FORD HLTH SYS RENTAL 800 PER MONTH						
101-337-676.000	REIMBURSEMENTS			900		
101-337-677.000	AMBULANCE	921,240	1,250,000	719,860	1,000,000	1,150,000
FOOTNOTE AMOUNTS:					1,250,000	1,250,000
USE FY 19 BUDGET FOR FY 2020 EST HB						
101-337-677.010	FIRE CALL CHARGES	341	450	195	450	450
101-337-677.015	REIMBURSEMENT FIRE TRAINING		3,000	765		
101-337-677.040	FIRE PREVENTION INSP REV	14,170	17,000	13,845	17,000	20,000
Totals for dept 337 - FIRE ADMINISTRATION		1,808,783	1,564,300	977,336	1,267,050	1,420,050
Dept 371 - BUILDING						
101-371-454.000	PROFESSIONAL/OCCUPATIONAL			130		
101-371-477.000	BUILDING PERMITS	141,048	120,000	102,359	135,000	135,000
101-371-478.000	ELECTRICAL PERMITS	59,465	70,000	37,592	45,000	60,000
101-371-479.000	MECHANICAL PERMITS	65,703	70,000	47,637	60,000	70,000
101-371-480.000	PLUMBING PERMITS	39,229	40,000	31,235	40,000	40,000
101-371-483.000	ZONING PERMITS	31,060	25,000	25,017	30,000	30,000
101-371-485.000	SEWER/EXCAVATING PERMITS			30		
101-371-486.000	BOND FORFEIT	11,550	15,000	1,825	10,000	10,000
101-371-490.000	ANNUAL INSPECTIONS	9,090	10,000	4,500	5,000	7,500
101-371-494.000	VACANT BUILDING REGISTRATION CERT	15,500	15,000	19,500	20,000	25,000
101-371-495.000	RENTAL COMPLIANCE CERTIFICATE	75,890	75,000	103,595	105,000	120,000
101-371-497.000	CERTIFICATE OF OCCUPANCY	179,740	200,000	125,020	140,000	160,000
101-371-628.050	DEMOLITION	2,450	2,000	1,950	2,500	2,500
Totals for dept 371 - BUILDING		630,725	642,000	500,390	592,500	660,000
Dept 441 - DEPARTMENT OF PUBLIC WORKS						
101-441-570.000	METRO AUTHORITY PA 48 OF 2002	77,935	60,000		60,000	60,000
Totals for dept 441 - DEPARTMENT OF PUBLIC WORKS		77,935	60,000		60,000	60,000
Dept 721 - PLANNING						
101-721-608.000	APPEALS AND ZONING	1,846	1,800		1,000	1,000
101-721-608.100	PUBLIC HEARING REIMBURSE	5,600	4,900	4,550	4,500	4,500
101-721-608.200	ZONING CONFIRMATIONS	564	1,000	940	1,000	1,000
101-721-608.300	SITE PLAN APPLICATIONS	52,520	50,000	25,310	25,000	35,000
101-721-608.500	SPECIAL LAND USE APPLICATIONS		20,000	21,305	25,000	25,000
101-721-673.130	SALE OF LAND	718				
101-721-676.700	REIMBURSEMENT - HOUSING	8				
Totals for dept 721 - PLANNING		61,256	77,700	52,105	56,500	66,500
Dept 727 - ECONOMIC DEVELOPMENT						
101-727-673.130	SALE OF LAND	202,360	350,000	153,307	350,000	400,000
101-727-673.170	FROR - SALE OF LAND	468,464	535,000	525,513	550,000	550,000
101-727-687.000	REFUNDS & REBATES	2,283				
Totals for dept 727 - ECONOMIC DEVELOPMENT		673,107	885,000	678,820	900,000	950,000
Dept 752 - SPECIAL EVENTS						
101-752-674.010	DONATIONS - PARADE			2,525		
101-752-674.020	DONATIONS - SUMMERFEST			18,000		
Totals for dept 752 - SPECIAL EVENTS				20,525		

Calculations as of 06/30/2019

GL NUMBER	DESCRIPTION	2017-18 ACTIVITY	2018-19 AMENDED BUDGET	2018-19 ACTIVITY THRU 06/30/19	2019-20 REQUESTED BUDGET	2019-20 RECOMMENDED BUDGET
ESTIMATED REVENUES						
TOTAL ESTIMATED REVENUES		15,348,930	15,544,180	10,464,093	13,729,602	14,850,700
APPROPRIATIONS						
Dept 000						
101-000-716.010	EMPLOYEE HEALTH CONTRIBUTION			(7)		
101-000-716.011	EMPLOYEE DENTAL CONTRIBUTION			(2)		
Totals for dept 000 -				(9)		
Dept 101 - CITY COUNCIL						
101-101-706.000	SALARIES-PERMANENT	50,569	50,400	37,928	50,400	50,400
101-101-715.000	SOCIAL SECURITY	3,869	3,900	2,901	3,900	3,900
101-101-727.000	OFFICE SUPPLIES	56	300		300	300
101-101-740.000	OPERATING SUPPLIES	322	500		500	500
101-101-751.000	SPECIAL EVENTS	11,087	5,000		5,000	5,000
101-101-864.000	CONFERENCES/WORKSHOPS	2,670	5,000	1,969	5,000	5,000
101-101-900.000	PRINTING & ADVERTISING		7,500		7,500	7,500
101-101-958.000	SUBSCRIPTIONS/MEMBERSHIPS	22,912	22,200	20,310	22,200	22,200
Totals for dept 101 - CITY COUNCIL		91,485	94,800	63,108	94,800	94,800
Dept 136 - DISTRICT COURT						
101-136-706.000	SALARIES-PERMANENT	463,492	475,400	379,895	478,000	478,000
101-136-709.000	SALARIES-OVERTIME	8,058	6,000	10,030	10,000	10,000
FOOTNOTE AMOUNTS:					10,000	10,000
CIVIL GARNISHMENT PROCESSING						
101-136-710.000	LONGEVITY & MISC. BENEFITS	1,735	1,670		1,900	1,900
101-136-715.000	SOCIAL SECURITY	32,456	37,000	26,624	37,510	37,510
101-136-716.000	GROUP INSURANCE	96,842	75,600	85,326	88,200	88,200
101-136-716.010	EMPLOYEE HEALTH CONTRIBUTION	(4,784)	(15,200)	(2,793)	(17,700)	(17,700)
101-136-716.011	EMPLOYEE DENTAL CONTRIBUTION	(565)		(1,800)		
101-136-718.000	PENSION	53,627	60,300	43,715	54,800	54,800
101-136-721.000	CLOTHING ALLOWANCE		1,200		2,500	2,500
FOOTNOTE AMOUNTS:					2,500	2,500
NEW UNIFORMS FOR NEW HIRE, AND CLEANING (5 OFFICERS)						
101-136-727.000	OFFICE SUPPLIES	12,010	13,000	11,682	20,000	20,000
FOOTNOTE AMOUNTS:					20,000	20,000
ENVELOPS, FORMS, DOCS, JUGMTS, STATIONARY, RCPTS, FILE FOLDERS, PRINTING						
101-136-801.000	PROFESSIONAL/CONSULTANT	36,462	40,000	33,041	75,000	75,000
FOOTNOTE AMOUNTS:					75,000	75,000
CT APT ATY * REIMB \$45,000 GRANT, IT SERVICES, MI SUPREME CT FINANCE, INTERP FEES						
101-136-802.000	COMPUTER SERVICE	36,982	40,000	38,754	42,000	42,000
FOOTNOTE AMOUNTS:					42,000	42,000
CT INNOVATIONS, OUT COUNTY ARRAIGNMENT FEE, JIS, VIRUS PROTECTION AND SECURITY MONITORING,						
101-136-803.000	TEMPORARY JUDGE		2,200	350	2,200	2,200
FOOTNOTE AMOUNTS:					2,200	2,200
VISITING JUDGE FOR MANDATORY TRAININGS AND VACATION						
101-136-850.000	TELEPHONE	1,365	1,600	361	1,600	1,600
FOOTNOTE AMOUNTS:					1,600	1,600
JUDNET FOR EFILING, VERIZON ACCT						
101-136-864.000	CONFERENCES/WORKSHOPS	862	2,500	94	2,500	2,500
FOOTNOTE AMOUNTS:					2,500	2,500
ACTIVE SHOOTER TRAINING, SECURITY, AND MANDATORY CONFERENCES MI JUD INSTITUTE						
101-136-933.000	EQUIPMENT MAINTENANCE	6,578	8,000	5,878	10,000	10,000
FOOTNOTE AMOUNTS:					10,000	10,000
INTERNET & WIFI CT BLDG, SECURITY CAMERA UPDATES, CINTAS CABINET						
101-136-943.000	EQUIPMENT RENTAL	1,481	8,005	4,426	5,000	5,000

Calculations as of 06/30/2019

GL NUMBER	DESCRIPTION	2017-18 ACTIVITY	2018-19 AMENDED BUDGET	2018-19 ACTIVITY THRU 06/30/19	2019-20 REQUESTED BUDGET	2019-20 RECOMMENDED BUDGET
APPROPRIATIONS						
Dept 136 - DISTRICT COURT						
	FOOTNOTE AMOUNTS:				5,000	5,000
101-136-958.000	RADAR MACHINE (SECURITY), ABSOLUTE WATER COOLER					
	SUBSCRIPTIONS/MEMBERSHIPS	2,505	4,500	2,999	4,500	4,500
	FOOTNOTE AMOUNTS:				4,500	4,500
101-136-960.000	TOMSON REUTER, COURT RULES, BAR DUES, MEMB EDUCATION/TRAINING		2,000	448	2,000	2,000
	FOOTNOTE AMOUNTS:				2,000	2,000
101-136-964.000	MI JUDICIAL INSTITUTE TRAINING MANDATES, STAFF TRAINING					
	REFUNDS & REBATES	1,000				
101-136-974.000	CAPITAL IMPROVEMENTS		5,000	4,564	12,000	12,000
	FOOTNOTE AMOUNTS:				12,000	12,000
101-136-977.000	WIFI COURT BLDG, CT SECURITY SYSTEM UPDATED, NEW JUDICIAL INFO STATION EQUIPMENT	28,060	15,000	1,512		
Totals for dept 136 - DISTRICT COURT		778,166	783,775	645,106	832,010	832,010
Dept 137 - COURT-COMMUNITY SERVICES						
101-137-706.000	SALARIES-PERMANENT	17,318	19,500	13,467	19,500	19,500
	FOOTNOTE AMOUNTS:				39,000	39,000
101-137-715.000	FULL TIME CS OFFICER (COMBINED VACANT PARTTIME CT OFFICER 136 BUDGET W/137 VACANT PT CS OFFICER = 1 FULLTIME CS OFFICER) SOCIAL SECURITY	1,325	1,500	1,030	1,500	1,500
	FOOTNOTE AMOUNTS:				3,000	3,000
101-137-740.000	FULL TIME CS OFFICER 8 HRS PER DAY OPERATING SUPPLIES	794	5,000		5,000	5,000
	FOOTNOTE AMOUNTS:				5,000	5,000
101-137-761.000	EYE PROTECTION, GLOVES, MASKS, BAGS, PICKERS, ETC. FUEL	1,100	1,500	650	500	500
	FOOTNOTE AMOUNTS:				500	500
101-137-935.000	FUEL CS VAN VEHICLE MAINTENANCE & REPAIR	1,260	3,000	137	1,000	1,000
	FOOTNOTE AMOUNTS:				1,000	1,000
101-137-977.000	REFURBISH CS TRAILER AND HITCH INSTALL EQUIPMENT	975			22,000	22,000
	FOOTNOTE AMOUNTS:				22,000	22,000
Totals for dept 137 - COURT-COMMUNITY SERVICES		22,772	30,500	15,284	49,500	49,500
Dept 171 - MAYOR						
101-171-706.000	SALARIES-PERMANENT	231,997	173,700	137,327	173,700	173,700
101-171-706.100	SALARY-GRANT REIMBURSEMENT	(12,429)				
101-171-708.000	SICK VACATION FINAL PAYOUT	12,632				
101-171-709.000	SALARIES-OVERTIME	34		1,339		
101-171-715.000	SOCIAL SECURITY	17,852	13,300	10,271	13,300	13,300
101-171-716.000	GROUP INSURANCE	49,969	37,800	30,136	37,800	37,800
101-171-716.010	EMPLOYEE HEALTH CONTRIBUTION	(4,677)	(7,600)	(3,185)	(7,600)	(7,600)
101-171-716.011	EMPLOYEE DENTAL CONTRIBUTION	(2,245)		(546)		
101-171-727.000	OFFICE SUPPLIES	492	1,500	422	1,500	1,500
101-171-740.000	OPERATING SUPPLIES		3,500	1,220	3,500	3,500
101-171-740.110	CABLE COMMISSION-OPER SUPPLIES	559	2,500	304	2,500	2,500
101-171-751.000	SPECIAL EVENTS	4,560	15,000	6,808		
	MOVED TO SPECIAL EVENTS DEPT					
101-171-801.000	PROFESSIONAL/CONSULTANT	192				
101-171-801.080	TRANSPORTATION - NANKIN TRANSIT	34,000	34,000	34,000	34,000	34,000
101-171-801.630	CONSULTANT - LOBBIST- GCSI	30,000	30,000	25,000	30,000	30,000
101-171-864.000	CONFERENCES/WORKSHOPS	10,607	15,000	10,597	15,000	15,000

Calculations as of 06/30/2019

GL NUMBER	DESCRIPTION	2017-18 ACTIVITY	2018-19 AMENDED BUDGET	2018-19 ACTIVITY THRU 06/30/19	2019-20 REQUESTED BUDGET	2019-20 RECOMMENDED BUDGET
APPROPRIATIONS						
Dept 171 - MAYOR						
101-171-900.000	PRINTING & ADVERTISING	5,875	8,200	6,188	8,200	8,200
101-171-958.000	SUBSCRIPTIONS/MEMBERSHIPS	800	1,000	270	1,000	1,000
101-171-974.100	VEHICLES	48,262	12,590	12,590	12,590	12,590
	2017 FORD EXPEDITION XL 4X4 LEASE PURCH					
	2017 FORD EXPEDITION FINAL PYMNT FY 2020					
Totals for dept 171 - MAYOR		428,480	340,490	272,741	325,490	325,490
Dept 215 - CITY CLERK						
101-215-706.000	SALARIES-PERMANENT	115,627	118,400	86,662	108,500	107,900
	REQ INCL 5% INCREASE CLERK & ASST CLERK AND PT EE TO FT EE					
101-215-707.000	SALARIES-TEMPORARY	2,683	15,600	16,939	25,000	25,000
101-215-709.000	SALARIES-OVERTIME	788	4,000	2,071	4,000	4,000
101-215-715.000	SOCIAL SECURITY	8,846	10,610	7,709	10,600	9,800
101-215-716.000	GROUP INSURANCE	27,315	25,200	22,950	25,200	25,200
101-215-716.010	EMPLOYEE HEALTH CONTRIBUTION	(3,301)	(5,100)	(3,648)	(5,100)	(5,100)
101-215-716.011	EMPLOYEE DENTAL CONTRIBUTION	(1,400)		(1,143)		
101-215-718.000	PENSION		200	240	200	200
101-215-727.000	OFFICE SUPPLIES	1,883	2,000	2,440	3,000	3,000
	FOOTNOTE AMOUNTS:				3,000	3,000
	PENS, PROCLAMATION SUPPLIES, GENERAL OFFICE SUPPLIES					
101-215-801.000	PROFESSIONAL/CONSULTANT	12,400	38,500	38,358	40,000	40,000
	FOOTNOTE AMOUNTS:				40,000	40,000
	ELECTION INSPECTORS, EQUIPMENT TESTING, PRGGRAMMING					
101-215-809.300	VOTER REGISTRATION	16,506	5,000	3,057	5,000	5,000
	FOOTNOTE AMOUNTS:				5,000	5,000
	MASTERCARDS, VOTER REGISTRATION, ELECTION SUPPLIES, ELECTION FORMS, PRECINCT KITS					
101-215-864.000	CONFERENCES/WORKSHOPS		2,000	789	2,000	2,000
101-215-900.000	PRINTING & ADVERTISING	20,764	5,000	4,795	20,000	15,000
	FOOTNOTE AMOUNTS:				2,000	2,000
	CITY WIDE BLANKET PO FOR PRINTING EVERY DEPARTMENT					
101-215-933.000	EQUIPMENT MAINTENANCE	260	500			
101-215-958.000	SUBSCRIPTIONS/MEMBERSHIPS	858	1,000		1,000	1,000
	FOOTNOTE AMOUNTS:				1,000	1,000
	WAYNE COUNTY CLERK'S ASSOCIATION					
101-215-960.000	EDUCATION/TRAINING		2,500			
Totals for dept 215 - CITY CLERK		203,229	225,410	181,219	239,400	233,000
Dept 228 - INFORMATION TECHNOLOGY						
101-228-706.000	SALARIES-PERMANENT			3,900	67,600	67,600
	IT POSITION BROUGHT IN HOUSE 2080 HRS @ 32.50 PER HOUR PLUS FRINGES					
101-228-715.000	SOCIAL SECURITY			298	5,200	5,200
101-228-716.000	GROUP INSURANCE				12,600	12,600
101-228-716.010	EMPLOYEE HEALTH CONTRIBUTION				(2,600)	(2,600)
101-228-740.000	OPERATING SUPPLIES	38,993	75,000	12,520	40,000	40,000
	FOOTNOTE AMOUNTS:				6,800	6,800
	OFFICE 365 LIC					
	FOOTNOTE AMOUNTS:				3,100	3,100
	TREND MICRO ANTIVIRUS					
	GL # FOOTNOTE TOTAL:				9,900	9,900
101-228-801.000	PROFESSIONAL/CONSULTANT	74,264	60,000	70,258	3,000	3,000
	FOOTNOTE AMOUNTS:				1,000	1,000
	BLUE CLAY					
	FOOTNOTE AMOUNTS:				2,000	2,000
	NORDICOM SOLUTIONS					

Calculations as of 06/30/2019

GL NUMBER	DESCRIPTION	2017-18 ACTIVITY	2018-19 AMENDED BUDGET	2018-19 ACTIVITY THRU 06/30/19	2019-20 REQUESTED BUDGET	2019-20 RECOMMENDED BUDGET
APPROPRIATIONS						
Dept 228 - INFORMATION TECHNOLOGY						
GL # FOOTNOTE TOTAL:					3,000	3,000
101-228-801.030	INTERNET/WEB SERVICES	28,689	21,145	18,152	25,000	25,000
101-228-801.120	PROFESSIONAL SVC - BS&A	29,897	31,000	28,296	31,000	31,000
101-228-850.000	TELEPHONE	177,024	200,000	159,096	220,000	185,000
Totals for dept 228 - INFORMATION TECHNOLOGY		348,867	387,145	292,520	401,800	366,800
Dept 253 - TREASURY						
101-253-706.000	SALARIES-PERMANENT	190,012	194,400	157,109	194,400	194,400
101-253-709.000	SALARIES-OVERTIME	5,463	5,000	2,253	5,000	5,000
101-253-715.000	SOCIAL SECURITY	14,857	15,300	12,062	15,300	15,300
101-253-716.000	GROUP INSURANCE	30,098	22,100	30,344	34,700	34,700
101-253-716.010	EMPLOYEE HEALTH CONTRIBUTION	(1,106)	(4,000)	(746)	(6,500)	(6,500)
101-253-716.011	EMPLOYEE DENTAL CONTRIBUTION	(461)		(691)		
101-253-718.000	PENSION	24,891	28,500	20,853	25,900	25,900
101-253-727.000	OFFICE SUPPLIES	3,485	4,500	3,389	4,500	4,500
101-253-730.000	POSTAGE	37,111	35,000	23,440	35,000	35,000
101-253-731.000	BANK FEES AND SVC CHARGES		5,000	400		
101-253-801.000	PROFESSIONAL/CONSULTANT	23,762	40,000	14,857	40,000	40,000
101-253-801.800	PROFESSIONAL/ACCOUNTING SERVICES	189,995	195,000	141,470	200,850	200,850
FOOTNOTE AMOUNTS:					190,970	190,970
ESTIMATE 3% INCREASE MONTHLY FEE TO PLANTE MORAN						
FOOTNOTE AMOUNTS:					9,880	9,880
ESTIMATE 3% INCREASE ADD'L SPECIAL PROJECTS (TAX SETTLEMENT AND OTHER)						
GL # FOOTNOTE TOTAL:					200,850	200,850
101-253-801.801	PROFESSIONAL /AUDIT SERVICES	39,750	40,000	37,500	40,000	40,000
101-253-801.802	PROFESSIONAL/ASSESSING SERVICES	123,284	131,520	105,431	132,000	132,000
101-253-864.000	CONFERENCES/WORKSHOPS	2,304	3,000	51	3,000	3,000
101-253-870.000	PERSONAL VEHICLE MILEAGE	288	500	17	500	500
101-253-900.000	PRINTING & ADVERTISING	8,420	8,500	6,140	8,500	8,500
101-253-933.000	EQUIPMENT MAINTENANCE	198				
101-253-957.000	INTEREST AND PENALTIES	347	2,500		2,500	2,500
101-253-960.000	EDUCATION/TRAINING	766	2,000	899	2,000	2,000
101-253-964.000	REFUNDS & REBATES	625	500		500	500
Totals for dept 253 - TREASURY		694,089	729,320	554,778	738,150	738,150
Dept 265 - BUILDING MAINTENANCE						
101-265-740.000	OPERATING SUPPLIES		2,000		3,500	3,500
FOOTNOTE AMOUNTS:					3,500	3,500
LIGHT BULBS, FLAGS, NAILS, PAINT, BRUSH, MISC						
101-265-742.000	SMALL TOOLS & EQUIPMENT		2,000		2,000	2,000
FOOTNOTE AMOUNTS:					2,000	2,000
SMALL TOOLS, EQUIPMENT, HAND TOOLS, POWER TOOLS, MISC						
101-265-761.000	FUEL	1,500	2,000	650	3,000	3,000
FOOTNOTE AMOUNTS:					3,000	3,000
MAYOR AND CODE ENFORCEMENT						
101-265-801.450	PROFESSIONAL SVC - SECURITY	6,219	7,000	2,440	7,000	7,000
FOOTNOTE AMOUNTS:					7,000	7,000
RECREATION CENTER \$1300, CITY HALL \$352.80, JUSTICE CENTER \$775.40, CSO BASIN \$55.40						
101-265-910.000	INSURANCE	304,555	333,812	333,812	364,000	325,000
FOOTNOTE AMOUNTS:					363,900	363,900
ESTIMATE 9% INCREASE SAME AS P/Y INCREASE						
101-265-920.000	UTILITIES	343,925	200,000	131,025	200,000	175,000
FOOTNOTE AMOUNTS:					200,000	200,000
ALL CITY BUILDINGS, EXCEPT RECREATION CENTER.						

Calculations as of 06/30/2019

GL NUMBER	DESCRIPTION	2017-18 ACTIVITY	2018-19 AMENDED BUDGET	2018-19 ACTIVITY THRU 06/30/19	2019-20 REQUESTED BUDGET	2019-20 RECOMMENDED BUDGET
APPROPRIATIONS						
Dept 265 - BUILDING MAINTENANCE						
101-265-931.000	BUILDING MAINTENANCE	83,154	80,000	71,272	92,700	85,000
	FOOTNOTE AMOUNTS:				90,000	90,000
	KROPP, HVAC, ALL BUILDINGS, JANITORAL SERVICES; CITY HALL, FIRE STATION, AND JUSTICE CENTER					
101-265-933.000	EQUIPMENT MAINTENANCE	37,357	35,000	33,279	45,000	35,000
	FOOTNOTE AMOUNTS:				45,000	45,000
	FIRE & SECURITY, PLUMBING, ELECTRICAL, REPAIR, AIR BLANCE, FIRE EXTINGUISHER, FIRE SUPRESSION, ELEVATOR INSPECTION, UNIFIRST.					
101-265-935.000	VEHICLE MAINTENANCE & REPAIR	33,605	35,000	3,683	45,000	35,000
	FOOTNOTE AMOUNTS:				45,000	45,000
	ALL CITY VEHICLES EXCEPT WATER & SEWER; ROAD DEPARTMENT					
101-265-970.000	CAPITAL OUTLAY	25,557	50,000	17,200		
101-265-974.000	CAPITAL IMPROVEMENTS	3,550			16,000	16,000
	FOOTNOTE AMOUNTS:				16,000	16,000
	HVAC UNIT FOR TIFA ROOM AT CITY HALL					
101-265-990.000	LEASE PAYMENTS	48,644	43,600	30,630	41,300	41,300
	FOOTNOTE AMOUNTS:				2,545	2,545
	COPIER LEASE COMM DEV ONLY					
	FOOTNOTE AMOUNTS:				27,715	27,715
	ALL OTHERS					
	FOOTNOTE AMOUNTS:				11,040	11,040
	SUPPLIES & MAINT PY TREND \$850-920 PER MONTH					
	GL # FOOTNOTE TOTAL:				41,300	41,300
Totals for dept 265 - BUILDING MAINTENANCE		888,066	790,412	623,991	819,500	727,800
Dept 266 - CITY ATTORNEY						
101-266-801.000	PROFESSIONAL/CONSULTANT	78,000	72,000	66,463	72,000	72,000
101-266-807.000	LEGAL FEES	359,880	250,000	265,577	400,000	325,000
	JLY-DEC EXP 232,000					
101-266-807.002	LEGAL SETTLEMENTS-K. SMITH JUDGMENT	150,000				
101-266-807.013	LEGAL SETTLEMENTS-M. KIRK JUDGMENT	275,000				
101-266-807.014	LEGAL SETTLEMENT - ABDULLAH		317,500	242,964		
101-266-807.015	LEGAL SETTLEMENT-BEAUVAIS		50,000	50,000		
101-266-807.100	LEGAL SETTLEMENTS	72,000	25,000	14,180	25,000	25,000
Totals for dept 266 - CITY ATTORNEY		934,880	714,500	639,184	497,000	422,000
Dept 270 - PERSONNEL DEPARTMENT						
101-270-706.000	SALARIES-PERMANENT	60,908	51,000	38,827	51,000	51,000
	FOOTNOTE AMOUNTS:				51,000	
	REQ \$3,000 RAISE HR DIRECTOR					
101-270-708.000	SICK VACATION FINAL PAYOUT	180				
101-270-715.000	SOCIAL SECURITY	4,289	3,930	2,527	3,910	3,910
101-270-716.000	GROUP INSURANCE	20,330	12,600	11,475	12,600	12,600
101-270-716.010	EMPLOYEE HEALTH CONTRIBUTION	(5,845)	(2,600)	(4,528)	(2,600)	(2,600)
101-270-716.011	EMPLOYEE DENTAL CONTRIBUTION	(1,558)		(1,162)		
101-270-717.000	UNEMPLOYMENT	6,494	2,260	1,130	2,260	2,260
101-270-718.000	PENSION	20,779	25,500	17,650	23,150	23,150
	INCL 3K SALARY INCREASE					
101-270-720.000	WORKERS' COMPENSATION	97,089	100,000	97,762	100,000	100,000
101-270-727.000	OFFICE SUPPLIES	583	1,000	3,561	2,500	2,500
	FOOTNOTE AMOUNTS:				1,000	1,000
	NEEDED TO REPLINISH STOCK					
101-270-801.000	PROFESSIONAL/CONSULTANT	26,184	20,000	19,136	25,000	25,000
101-270-801.030	INTERNET/WEB SERVICES	11,595	6,595			
101-270-900.000	PRINTING & ADVERTISING	146	1,000	615	1,000	1,000
	FOOTNOTE AMOUNTS:		21		1,000	1,000

Calculations as of 06/30/2019

GL NUMBER	DESCRIPTION	2017-18 ACTIVITY	2018-19 AMENDED BUDGET	2018-19 ACTIVITY THRU 06/30/19	2019-20 REQUESTED BUDGET	2019-20 RECOMMENDED BUDGET
APPROPRIATIONS						
Dept 270 - PERSONNEL DEPARTMENT						
	NEEDED FOR ADVERTISEMENT					
101-270-955.000	MISCELLANEOUS EXPENSES	1,050		450	1,000	1,000
101-270-958.000	SUBSCRIPTIONS/MEMBERSHIPS	3,967	750	388	750	750
	FOOTNOTE AMOUNTS: TO RENEW MEMBERSHIPS THATS NEEDED				750	750
101-270-960.000	EDUCATION/TRAINING	499	2,500	410	2,500	2,500
	FOOTNOTE AMOUNTS: TO ATTEND VARIUS WORKSHOPS AND TRAINING SEMINARS				2,500	2,500
101-270-977.000	EQUIPMENT		800			
Totals for dept 270 - PERSONNEL DEPARTMENT		246,690	225,335	188,241	223,070	223,070
Dept 301 - POLICE						
101-301-706.000	SALARIES-PERMANENT	1,603,183	1,756,300	1,379,492	2,052,100	1,850,000
	REQUESTED 6 OFFICERS PROTOD TO CORPORALS REQUESTED NEW SGT AND DETIVCE POSITIONS THROUGH PROMOTIONS REQUESTED 2 NEW OFFICERS TO MOVE UP AFTER PROMOTIONS OF SGT AND DET ABOVE FOOTNOTE AMOUNTS: RECCOMMENDED BUDGET USE CURRENT STAFFING LEVE3LS AND RANKS INCL CURR CONTRACT WAGE INCREASES				2,052,100	1,907,100
101-301-707.000	SALARIES-TEMPORARY	11,923	15,400	8,778	15,400	10,000
101-301-709.000	SALARIES-OVERTIME	355,993	200,000	298,432	200,000	200,000
101-301-709.200	COURT OVERTIME	15,824	17,000	13,934	17,000	17,000
101-301-711.000	HOLIDAY PAY	68,557	95,000	77,517	112,600	84,300
101-301-712.000	EDUCATION ALLOWANCE	800		1,800		
101-301-715.000	SOCIAL SECURITY	61,758	46,120	43,991	51,700	49,500
101-301-716.000	GROUP INSURANCE	328,162	368,000	292,813	415,800	378,000
101-301-716.010	EMPLOYEE HEALTH CONTRIBUTION	(46,719)	(75,600)	(50,759)	(83,200)	(75,600)
101-301-716.011	EMPLOYEE DENTAL CONTRIBUTION	(15,866)		(12,994)		
101-301-718.000	PENSION	428,240	430,100	286,535	515,600	480,500
101-301-722.000	GUN ALLOWANCE	10,400	10,800	10,600	11,600	10,800
101-301-723.000	EQUIPMENT ALLOWANCE	40,300	56,700	54,600	74,600	69,600
101-301-727.000	OFFICE SUPPLIES	10,730	10,000	7,874	12,500	10,000
	FOOTNOTE AMOUNTS: THIS GL IS UTILIZED FOR OFFICE SUPPLIES INCLUDING COMMERCIAL PRINTING OF POLICE CARDS, STICKERS, ETC. BECAUSE OF THE INCREASE IN PERSONNAL AND THE ADDITION OF ORDINANCE TO OUR DEPARTMENT WE NEED TO INCREASE THIS BUDGET FROM PREVIOUS YEARS.				12,500	12,500
101-301-740.000	OPERATING SUPPLIES	35,752	40,000	37,591	60,000	50,000
	FOOTNOTE AMOUNTS: THIS GL IS UTILIZED FOR A NUMBER OF EXPENDITURES INCLUDING UNIFORMS, BULLET PROOF VESTS, EMERGENCY EQUIPMENT, EMERGENCY VEHICLE EQUIPMENT .				60,000	60,000
101-301-761.000	FUEL	75,505	60,000	59,166	70,000	70,000
	FOOTNOTE AMOUNTS: FUEL FOR POLICE VEHICLES				70,000	70,000
101-301-776.000	BUILDING MAINT SUPPLIES	1,219	3,000	121	3,500	3,500
	FOOTNOTE AMOUNTS: THIS GL IS UTILIZED TO PURCHASE MAINTENANCE SUPPLIES NOT COVERED UNDER THE CONTRACTED JANITORIAL SERVICE'S AGREEMENT.				3,500	3,500
101-301-778.000	EQUIPMENT MAINT SUPPLIES	5,603	4,000	4,709	7,500	7,500
	FOOTNOTE AMOUNTS: THIS GL COVERS SUCH THINGS AS GARBAGE BAGS, GLOVES, CLEANING SUPPLIES, DISINFECTANTS FOR THE JAIL, AND OTHER NECESSITIES OUTSIDE OF THE SCOPE OF OUR JANITORIAL SERVICE'S CONTRACT				7,500	7,500
101-301-801.000	PROFESSIONAL/CONSULTANT	631,210	635,000	517,939	635,000	635,000
101-301-801.002	POLICE DISPATCHING AND CLEMIS COSTS PROFESSIONAL SERV - ANIMAL CONTROI	19,208	20,000	17,976	30,000	30,000
	FOOTNOTE AMOUNTS: THIS GL COVERS THE COST OF ANIMAL SHELTER / CONTROL SERVICES PROVIDED BY CITY OF ROMULUS. WE ANTICIPATE AN INCREASE IN THESE COSTS AS WE HAVE ADDED AN ANIMAL CONTROL OFFICER TO OUR STAFF AND THE NUMBER OF IMPOUNDED ANIMALS IS EXPECTED TO RISE.				30,000	30,000

Calculations as of 06/30/2019

GL NUMBER	DESCRIPTION	2017-18 ACTIVITY	2018-19 AMENDED BUDGET	2018-19 ACTIVITY THRU 06/30/19	2019-20 REQUESTED BUDGET	2019-20 RECOMMENDED BUDGET
APPROPRIATIONS						
Dept 301 - POLICE						
101-301-804.000	PRISONER MAINTENANCE	162,183	120,000	88,714	130,000	120,000
	FOOTNOTE AMOUNTS:				150,000	150,000
	THIS COST COVERS THE HOUSING OF PRISONERS, THE CLEANING OF PRISONER CLOTHING AND BEDDING, PRISONER FOOD, JAIL EQUIPMENT AND SUPPLIES, AND HOUSING OUTSIDE OF OUR FACILITY AS DIRECTED BY THE COURT. THIS EXPENDITURE CONTINUES TO RISE ANNUALLY AND WE ANTICIPATE COSTS INCREASING AGIN THIS FISCAL YEAR.					
101-301-885.000	COMMUNITY POLICING	27,689	16,340	19,171	25,000	25,000
	FOOTNOTE AMOUNTS:				25,000	25,000
	THIS GL IS STRICTLY FUNDED BY DONTAIONS AND EXPENDITURES ARE FOR THOS COSTS ASSOCIATED WITH COMMUNITY POLICING ACTIVITIES AND EVENTS					
101-301-885.001	CANINE UNIT				20,000	20,000
	FOOTNOTE AMOUNTS:				20,000	20,000
	THIS GL IS FUNDED STRICTLY BY DONATIONS AND COVERS COSTS STRICTLY ASSOCIATED WITH IMPLEMENTING A POLICE K-9 UNIT WITHIN THE INKSTER POLICE DEPARTMENT.					
101-301-931.000	BUILDING MAINTENANCE	972	2,000	3,437	3,500	3,500
	FOOTNOTE AMOUNTS:				2,000	2,000
	THIS GL IS UTILIZED TO COVER COSTS OF BIO HAZARD CLEAN UP, CARPET CLEANING, AND OTHER SPECIAL CLAINING NEEDS AT IPD NOT COVERED UNDER OUR NORMAL JANOTORIAL CONTRACTOR/S AGREEMENT.					
101-301-933.000	EQUIPMENT MAINTENANCE	71,048	65,000	43,116	75,000	65,000
	FOOTNOTE AMOUNTS:				75,000	75,000
	THIS GL IS UTILIZED TO COVER COSTS OF POLICE EQUIPMENT MAINTENANCE SUCH AS RADIOS, EMERGENCY LIGHTING, ETC.					
101-301-935.000	VEHICLE MAINTENANCE & REPAIR	103,554	70,000	74,400	85,000	75,000
	FOOTNOTE AMOUNTS:				90,000	90,000
	THIS GL COVERES THE COST OF POLICE VEHICLE MAINTENENCE AND REPAIRS. DUE TO NEWER VEHICLE WARRANTIES EXPIRING DUE TO MILEAGE AND AGE, IT IS NECESSARY TO INCREASE THIS BUDGET TO ENSURE COSTS FOR REPAIRS AND MAINTENANCE ARE COVERED.					
101-301-958.000	SUBSCRIPTIONS/MEMBERSHIPS	1,393	1,200	1,690	2,500	2,500
	FOOTNOTE AMOUNTS:				2,500	2,500
	THIS GL COVERS PROFESSIONAL MEMBERSHIPS REQUIRED FOR CHIEF, ASSISTANT CHIEF AND STAFF MEMBERS TO ENSURE PROPER KEEPING WITH BEST PRACTICES, AND LEGAL UPDATES.					
101-301-959.000	PA 302 -MCOLES EXPENDITURES	2,100	2,500		5,000	5,000
	FOOTNOTE AMOUNTS:				5,000	5,000
	MCOLES TRAINING EXPENDITURES THAT ARE REIMBURSED TO CITY BY MCOLES					
101-301-960.000	EDUCATION/TRAINING	21,704	15,000	14,888	39,000	20,000
	FOOTNOTE AMOUNTS:				39,000	39,000
	THIS GL IS FOR POLICE PERSONNEL TRAINING AND ALSO INCLUDES THE ANTICIPATED COSTS FOR PROMOTIONAL TESTINIG DURING THIE 19-20 FISCAL YEAR.					
101-301-974.100	VEHICLES	11,155	17,940	17,640	70,000	100,000
	FOOTNOTE AMOUNTS:				70,000	70,000
	COSTS FOR THE LEASE TO PURCHASE FIVE POLICE VEHICLES WITH A PAYMENT OF \$14,000.00 EACH FOR THREE YEARS. THE FIRST PAYMENT OF \$70,000.00 DUE UPON PURCHASE AND TWO ADDITIONAL ANNUAL PAYMENTS OF \$70,000.00 EACH TO FOLLOW IN UPCOMING FISCAL YEARS.					
	FOOTNOTE AMOUNTS:					100,000
	210069-19 POLICE VEH GRANT PURCHASE CARS					
	GL # FOOTNOTE TOTAL:				70,000	170,000
101-301-975.000	FDCVT - NON SAL/FRINGE EXPENDITURE	5,392				
101-301-977.100	POLICE EQUIPMENT JAG GRANT	14,574	20,000		21,000	21,000
	FOOTNOTE AMOUNTS:				21,000	21,000
	JUSTICE ASSISTANCE GRANT BUDGETED FOR POLICE PURPOSES INCLUDING ELECTRONICS, COMPUTERS AND SPECIALIZED EQUIPMENT.					
Totals for dept 301 - POLICE		4,063,546	4,021,800	3,313,171	4,677,700	4,337,100
Dept 337 - FIRE ADMINISTRATION						
101-337-706.000	SALARIES-PERMANENT	1,348,143	1,507,900	1,223,043	1,601,600	1,450,000
	FOOTNOTE AMOUNTS:				94,000	94,000
	CHIEF HUBBARD REQ. 21,391.00 RAISE IN CHIEF'S SALARY					
	FOOTNOTE AMOUNTS:				18,200	18,200
	CHIEF REQ \$1.00 RASE IN ADMIN SECRETARY'S WAGES					
	GL # FOOTNOTE TOTAL:				112,200	112,200
101-337-707.000	SALARIES-TEMPORARY	3,216				

Calculations as of 06/30/2019

GL NUMBER	DESCRIPTION	2017-18 ACTIVITY	2018-19 AMENDED BUDGET	2018-19 ACTIVITY THRU 06/30/19	2019-20 REQUESTED BUDGET	2019-20 RECOMMENDED BUDGET
APPROPRIATIONS						
Dept 337 - FIRE ADMINISTRATION						
101-337-708.000	SICK VACATION FINAL PAYOUT	4,438				
101-337-709.000	SALARIES-OVERTIME	141,695	60,000	122,049	100,000	100,000
101-337-710.000	LONGEVITY & MISC. BENEFITS	2,000	2,000	2,000	2,000	2,000
101-337-711.000	HOLIDAY PAY	26,546	79,900	75,511	82,700	82,700
101-337-715.000	SOCIAL SECURITY	24,742	27,500	23,530	29,400	29,400
101-337-716.000	GROUP INSURANCE	194,438	179,000	230,144	264,600	264,600
101-337-716.010	EMPLOYEE HEALTH CONTRIBUTION	(20,939)	(37,800)	(29,714)	(53,000)	(53,000)
101-337-716.011	EMPLOYEE DENTAL CONTRIBUTION	(4,652)		(6,225)		
101-337-718.000	PENSION	304,659	381,900	292,874	400,500	400,500
101-337-721.000	CLOTHING ALLOWANCE	62,500	72,500	78,007	75,000	75,000
101-337-723.677	ADVANCE LIFE SUPPORT	65,592	78,300	96,294	111,000	111,000
101-337-727.000	OFFICE SUPPLIES	2,762	2,000	1,139	1,000	1,000
	FOOTNOTE AMOUNTS:				1,000	1,000
	DAY TO DAY SUPPLIES FOR ADMIN					
101-337-740.000	OPERATING SUPPLIES	38,817	30,000	7,886	30,000	30,000
	FOOTNOTE AMOUNTS:				30,000	30,000
	DAY TO DAY OPERATIONAL ITEMS					
101-337-740.338	SUP. COMMUNITY EMERGENCY RESPONSE		6,500		4,000	4,000
	FOOTNOTE AMOUNTS:				4,000	4,000
	PER YEAR STIPEND FOR SPECIALTY TEAM MEMBERS					
101-337-741.010	SUPPLIES - FIRE HOSE		5,000		1,000	1,000
	FOOTNOTE AMOUNTS:				1,000	1,000
	ALLOTMENT FOR NEW FIRE HOSES					
101-337-742.000	SMALL TOOLS & EQUIPMENT		65,700	60,229	35,200	35,200
	FOOTNOTE AMOUNTS:				35,200	35,200
	REPLACE OUTDATED SCBA BOTTLES \$525, TRUCK CAMERAS \$2000, STOKES RESCUE BASKET \$900, RESCUE MANEQUIN FOR TRAINING \$1300, POWERLOAD STRETCHER FOR RESCUE TRUCK \$23,000, THERMAL IMAGING CAMERA FOR FIRE RESCUES \$4700, AND MISC EQUIPMENT					
101-337-760.000	MEDICAL SUPPLIES	22,090	34,000	22,593	30,000	30,000
	FOOTNOTE AMOUNTS:				30,000	30,000
	SUPPLIES NEEDED TO OPERATE THE RESCUE TRUCKS					
101-337-761.000	FUEL	45,567	26,000	25,365	35,000	30,000
101-337-776.000	BUILDING MAINT SUPPLIES	6,703	3,000	1,141	4,000	4,000
	FOOTNOTE AMOUNTS:				4,000	4,000
	MISC BUILDING SUPPLIES AND EQUIPMENT FOR STATION					
101-337-778.000	EQUIPMENT MAINT SUPPLIES	2,415	2,000	583	2,000	2,000
	FOOTNOTE AMOUNTS:				2,000	2,000
	OILS, COMPRESSOR BELTS, EXHAUST FLUIDS, MISC AUTO PARTS					
101-337-801.000	PROFESSIONAL/CONSULTANT	14,406	14,225	17,059	34,600	34,600
	ANNUAL MUTUAL AID CONTRACT \$4800, IMAGE TREND REPORTS \$3500, STATE CERTIFICATION FOR APPARATUS \$225, LADDER/HOSE TESTING \$1200, STRETCHER MAINTENANCE \$4500, CPR THUMPER DEVICE WARRANTY/PM/CHARGERS \$4400, STATE OF MICHIGAN QUALITY ASSURANCE FEE \$16000					
101-337-820.000	DEMOLITION	11,310				
101-337-900.000	PRINTING & ADVERTISING		500		500	500
101-337-931.000	BUILDING MAINTENANCE	2,890	2,500	1,539	2,000	2,000
	FOOTNOTE AMOUNTS:				2,000	2,000
	BUILDING REPAIRS					
101-337-933.000	EQUIPMENT MAINTENANCE	2,338	13,210	1,301	2,500	2,500
	FOOTNOTE AMOUNTS:				2,500	2,500
	FEE FOR OXYGEN					
101-337-935.000	VEHICLE MAINTENANCE & REPAIR	87,418	90,000	62,275	30,000	25,000
	FOOTNOTE AMOUNTS:				30,000	30,000
	REPAIRS ON VEHICLES AND PM WORK					
101-337-958.000	SUBSCRIPTIONS/MEMBERSHIPS	469	500	515	500	500
101-337-960.000	EDUCATION/TRAINING	19,619	20,000	7,375	25,000	25,000
	FOOTNOTE AMOUNTS:		24		25,000	25,000

Calculations as of 06/30/2019

GL NUMBER	DESCRIPTION	2017-18 ACTIVITY	2018-19 AMENDED BUDGET	2018-19 ACTIVITY THRU 06/30/19	2019-20 REQUESTED BUDGET	2019-20 RECOMMENDED BUDGET
APPROPRIATIONS						
Dept 337 - FIRE ADMINISTRATION						
COURSES, SEMINARS, CONFERENCES, HIRING COST OF NEW FIREFIGHTERS,EMS LICENSURE FOR STAFF						
101-337-964.000	REFUNDS & REBATES	791		7,514		
101-337-970.000	CAPITAL OUTLAY		587,395	589,998	131,044	9,250
	FOOTNOTE AMOUNTS:				121,794	
	NEW ENGINE COST					
	FOOTNOTE AMOUNTS:				9,250	9,250
	2FORD EXPLORER LEASE PYMNT 2 OF 4 SPLIT WITH WATER/SEWER FUND					
	GL # FOOTNOTE TOTAL:				131,044	9,250
101-337-974.000	CAPITAL IMPROVEMENTS	77,238	15,000	13,200	25,000	
	FOOTNOTE AMOUNTS:				25,000	25,000
	BATHROOMS REMOLDELED IN STATION					
101-337-974.001	CAPITAL IMPROVEMENTS - FEMA			57,870	22,960	22,960
	FOOTNOTE AMOUNTS:				22,960	22,960
	10% REQUIREMENT FOR GRANT TO PROCURE NEW RADIOS FOR THE DEPARTMENT. THIS IS A REGIONAL GRANT WRITTEN BY ONE OF OUR NEIGHBORING DEPARTMENTS					
101-337-990.000	LEASE PAYMENTS	29,094	62,695	28,694	30,880	30,880
	30					
Totals for dept 337 - FIRE ADMINISTRATION		2,516,305	3,331,425	3,013,789	3,060,984	2,752,590
Dept 371 - BUILDING						
101-371-727.000	OFFICE SUPPLIES	954	2,000	2,621	4,500	4,500
	FOOTNOTE AMOUNTS:				5,000	5,000
	INCLUDES \$3,000 TO UPDATE CODE BOOKS, AND \$400 FOR SECOND MONITORS.					
101-371-801.000	PROFESSIONAL/CONSULTANT	478,116	398,905	243,812	379,200	379,200
101-371-801.950	PROFESSIONAL / BUILDING		30,000			
101-371-958.000	SUBSCRIPTIONS/MEMBERSHIPS			3,030	2,500	2,500
101-371-977.000	EQUIPMENT	1,043	24,320	18,444	500	500
	2ND MONITORS FOR EMPLOYEES					
Totals for dept 371 - BUILDING		480,113	455,225	267,907	386,700	386,700
Dept 373 - CODE ENFORCEMENT						
101-373-706.000	SALARIES-PERMANENT	19,708	39,000	54,757	24,100	24,100
101-373-707.000	SALARIES-TEMPORARY	3,390	11,400		1,000	1,000
101-373-709.000	SALARIES-OVERTIME	2,756		3,066		
101-373-715.000	SOCIAL SECURITY	4,416	3,900	4,234	2,400	2,400
101-373-716.000	GROUP INSURANCE	17,235	25,200	21,277	25,200	25,200
101-373-716.010	EMPLOYEE HEALTH CONTRIBUTION	(1,233)	(5,100)	(2,134)	(5,100)	(5,100)
101-373-716.011	EMPLOYEE DENTAL CONTRIBUTION	(844)		(689)		
101-373-718.000	PENSION	18,607	19,500	10,596	17,800	17,800
101-373-721.000	CLOTHING ALLOWANCE	1,200		600	600	600
101-373-727.000	OFFICE SUPPLIES	150				
101-373-974.100	VEHICLES	4,341				
Totals for dept 373 - CODE ENFORCEMENT		69,726	93,900	91,707	66,000	66,000
Dept 441 - DEPARTMENT OF PUBLIC WORKS						
101-441-707.000	SALARIES-TEMPORARY	26,960	124,600	47,342	124,600	124,600
	FOOTNOTE AMOUNTS:				124,600	124,600
	GRASS CUTTERS-4.31 FTES (8 PART-TIME) ADD'L GRASS CUTTERS (8 P/T)					
101-441-715.000	SOCIAL SECURITY	2,062	9,600		9,600	9,600
	FOOTNOTE AMOUNTS:				9,600	9,600
	SOCIAL SECURITY BENEFITS					
101-441-801.000	PROFESSIONAL/CONSULTANT			23,919		
101-441-805.000	TREE TRIM/LAWN MAINT		500		1,000	1,000
	FOOTNOTE AMOUNTS:	25			1,000	1,000

Calculations as of 06/30/2019

GL NUMBER	DESCRIPTION	2017-18 ACTIVITY	2018-19 AMENDED BUDGET	2018-19 ACTIVITY THRU 06/30/19	2019-20 REQUESTED BUDGET	2019-20 RECOMMENDED BUDGET
APPROPRIATIONS						
Dept 441 - DEPARTMENT OF PUBLIC WORKS						
101-441-813.000	TREE TRIM/LAWN MAINT					
101-441-813.000	WEED CUTTING	21,528	25,000	17,887	25,000	25,000
	FOOTNOTE AMOUNTS:				25,000	25,000
	MAINTENANCE ON WEED CUTTING EQUIPMENT; CONTRACT FOR CITY BUILDINGS					
	CITY HALL JUSTICE CENTER WEED CUTTING SERV					
101-441-815.000	BOARD UPS / CLEAN UPS	38,185				
101-441-815.010	BOARD UPS	30,711	35,000	21,263	35,000	35,000
	FOOTNOTE AMOUNTS:				35,000	35,000
	BOARD UPS (BELFOR)					
101-441-815.020	CLEAN UPS	90,550	80,000	45,525	80,000	80,000
	FOOTNOTE AMOUNTS:				80,000	80,000
	CLEAN UP'S (CONTRACT)					
101-441-926.000	STREET LIGHTING	532,434	480,000	335,594	480,000	400,000
	FOOTNOTE AMOUNTS:				480,000	480,000
	DECREASE FROM PRIOR YEARS AS A RESULT OF UPGRADING STREETLIGHTS					
101-441-974.000	CAPITAL IMPROVEMENTS	390,301				
101-441-977.000	EQUIPMENT	84,250				
Totals for dept 441 - DEPARTMENT OF PUBLIC WORKS		1,216,981	754,700	491,530	755,200	675,200
Dept 721 - PLANNING						
101-721-706.000	SALARIES-PERMANENT	67,833	53,300	40,547	69,784	69,780
	FOOTNOTE AMOUNTS:				69,784	69,784
	BUDGETED FOR 5 DAYS PER WEEK, BUT MAY BE 4 DAYS PER WEEK. 2.8% COLA TIED TO SOCIAL SECURITY INDEX.					
101-721-715.000	SOCIAL SECURITY	5,019	4,100	3,019	5,340	5,340
101-721-716.000	GROUP INSURANCE	24,204	12,600	10,362	12,600	12,600
101-721-716.010	EMPLOYEE HEALTH CONTRIBUTION	(1,963)	(2,600)	(708)	(2,600)	(2,600)
101-721-716.011	EMPLOYEE DENTAL CONTRIBUTION	(628)		(174)		
101-721-727.000	OFFICE SUPPLIES	1,086	2,000	646	1,000	1,000
101-721-801.000	PROFESSIONAL/CONSULTANT	6,693	5,000	5,285	5,000	5,000
101-721-864.000	CONFERENCES/WORKSHOPS	345	1,000	1,547	1,750	1,750
101-721-880.200	DEVELOPMENT REIMBURSEMENT	1,408	1,500		1,000	1,000
101-721-900.000	PRINTING & ADVERTISING	1,698	2,000		1,000	1,000
101-721-958.000	SUBSCRIPTIONS/MEMBERSHIPS	423	750	368	1,550	1,550
101-721-960.000	EDUCATION/TRAINING		1,000	1,491	1,500	1,500
	FOOTNOTE AMOUNTS:				1,550	1,550
	PLANNING COMM MICHIGAN ASSOC PLANNING MEMBERSHIP ALSO, PLANNING COMM & ZBA MEMBERS A MAP SUBSCRIPTION					
101-721-964.000	REFUNDS & REBATES	4,041				
101-721-980.000	ADMIN/ENGINEERING	14,547	10,000	13,389	13,000	13,000
Totals for dept 721 - PLANNING		124,706	90,650	75,772	110,924	110,920
Dept 727 - ECONOMIC DEVELOPMENT						
101-727-801.000	PROFESSIONAL/CONSULTANT	22,288	65,000	81,411	20,000	20,000
	FOOTNOTE AMOUNTS:				20,000	20,000
	PER MAYOR AND DARIN					
101-727-806.100	CITY OWNED PROPERTY MAINTENANCE	160				
101-727-864.000	CONFERENCES/WORKSHOPS	3,320		85		
101-727-880.200	DEVELOPMENT REIMBURSEMENT	600				
101-727-900.000	PRINTING & ADVERTISING	4,110	7,500	850	5,000	5,000
101-727-964.000	REFUNDS & REBATES	10,040	2,000		2,000	2,000
101-727-978.000	LAND PURCHASES	37,766	20,000	19,080	20,000	20,000
101-727-979.000	FROR - PURCHASE OF LAND	398,617	468,410	468,409	470,000	470,000
	FOOTNOTE AMOUNTS:				468,000	468,000
	USE PY ESTIMATE FOR GOING FORWARD					
101-727-988.000	PROPERTY TRANSFER EXPENSES	5,099	26	7,000	172	

Calculations as of 06/30/2019

GL NUMBER	DESCRIPTION	2017-18 ACTIVITY	2018-19 AMENDED BUDGET	2018-19 ACTIVITY THRU 06/30/19	2019-20 REQUESTED BUDGET	2019-20 RECOMMENDED BUDGET
APPROPRIATIONS						
Dept 727 - ECONOMIC DEVELOPMENT						
Totals for dept 727 - ECONOMIC DEVELOPMENT		482,000	569,910	570,007	517,000	517,000
Dept 728 - COMMUNITY DEVELOPMENT						
101-728-706.000	SALARIES-PERMANENT		81,300	66,533	84,300	93,100
NO RAISES INCL IN REQUESTED BUDGET						
101-728-706.100	SALARY-GRANT REIMBURSEMENT		(5,000)		(5,400)	(5,400)
101-728-715.000	SOCIAL SECURITY		5,900	4,811	6,100	6,800
101-728-716.000	GROUP INSURANCE		25,200	18,293	25,200	25,200
101-728-716.010	EMPLOYEE HEALTH CONTRIBUTION		(5,100)	(3,482)	(5,100)	(5,100)
101-728-716.011	EMPLOYEE DENTAL CONTRIBUTION			(99)		
101-728-727.000	OFFICE SUPPLIES		2,000		2,000	2,000
101-728-864.000	CONFERENCES/WORKSHOPS		7,700	5,359	7,700	7,700
101-728-958.000	SUBSCRIPTIONS/MEMBERSHIPS		1,030		1,030	1,030
Totals for dept 728 - COMMUNITY DEVELOPMENT			113,030	91,415	115,830	125,330
Dept 752 - SPECIAL EVENTS						
101-752-882.000	SUMMERFEST			22,017		
Totals for dept 752 - SPECIAL EVENTS				22,017		
Dept 906 - DEBT SERVICE						
101-906-995.000	INTEREST EXPENSE	11,771	12,000	29,686	30,000	30,000
FOOTNOTE AMOUNTS:						
EMERGENCY LOAN INT FY 19 ACTUAL INV 29,685.92					30,000	30,000
101-906-999.800	EMERGENCY LOAN COMMITMENT		50,000		50,000	50,000
Totals for dept 906 - DEBT SERVICE		11,771	62,000	29,686	80,000	80,000
Dept 941 - INSURANCE						
101-941-716.000	GROUP INSURANCE	(22,362)				
101-941-716.100	RETIRES HEALTH & LIFE INSURANCE	634,989	600,000	525,671	600,000	600,000
101-941-718.001	PENSION - PRUDENTIAL PREFUNDING	201,847	214,570	107,923	215,000	215,000
Totals for dept 941 - INSURANCE		814,474	814,570	633,594	815,000	815,000
Dept 999 - INTER FUND TRANSFERS						
101-999-999.208	TRANSFER OUT PARKS & RECREATION	65,190	125,190	125,190	65,190	65,190
101-999-999.243	TRANSFER OUT-BROWNFIELD	394,700	405,955	400,000	414,500	414,500
101-999-999.247	TRANSFER OUT-TIFA	551,666	585,140	485,000	491,710	491,710
Totals for dept 999 - INTER FUND TRANSFERS		1,011,556	1,116,285	1,010,190	971,400	971,400
TOTAL APPROPRIATIONS		15,427,902	15,745,182	13,086,948	15,777,458	14,849,860
NET OF REVENUES/APPROPRIATIONS - FUND 101		(78,972)	(201,002)	(2,622,855)	(2,047,856)	840
BEGINNING FUND BALANCE		3,789,287	3,710,324	3,710,324	1,087,469	1,087,469
ENDING FUND BALANCE		3,710,315	3,509,322	1,087,469	(960,387)	1,088,309

Calculations as of 06/30/2019

GL NUMBER	DESCRIPTION	2017-18 ACTIVITY	2018-19 AMENDED BUDGET	2018-19 ACTIVITY THRU 06/30/19	2019-20 REQUESTED BUDGET	2019-20 RECOMMENDED BUDGET
ESTIMATED REVENUES						
Dept 000						
202-000-577.000	STATE SHARED REVENUE	1,521,843	1,499,950	902,213	1,699,070	1,699,070
202-000-577.001	OTHER STATE SOURCES	11,897	17,000	18,495	17,000	17,000
	FOOTNOTE AMOUNTS:				17,000	17,000
	WEED CUT REIBURSEMENT MDOT					
202-000-676.002	CONTRIBUTION FROM OTHER GOV'T UNIT		163,715	114,939		
202-000-694.000	OTHER REVENUES	690	660	359	660	660
	WAYNE COUNTY TRAFFIC SIGNAL CR					
Totals for dept 000 -		1,534,430	1,681,325	1,036,006	1,716,730	1,716,730
TOTAL ESTIMATED REVENUES		1,534,430	1,681,325	1,036,006	1,716,730	1,716,730
APPROPRIATIONS						
Dept 450 - ENGINEERING						
202-450-801.000	PROFESSIONAL/CONSULTANT	1,555				
202-450-801.410	ANNAPOLIS PROJECT - ENGINEERING CC	26,393	42,000			
202-450-974.020	CAPITAL IMP. ENGINEER		400,000	219,036		
Totals for dept 450 - ENGINEERING		27,948	442,000	219,036		
Dept 471 - MAINTENANCE						
202-471-706.000	SALARIES-PERMANENT	8,210	24,900	2,539	24,900	25,100
	FOOTNOTE AMOUNTS:				24,900	24,900
	PERSONAL FT1					
202-471-709.000	SALARIES-OVERTIME	910	5,000	162	5,000	5,000
	FOOTNOTE AMOUNTS:				5,000	5,000
	PERSONAL FT1					
202-471-715.000	SOCIAL SECURITY	684	2,300	195	2,300	2,400
	FOOTNOTE AMOUNTS:				2,300	2,300
	PERSONAL FT1					
202-471-716.000	GROUP INSURANCE	13,658	6,300	11,475	6,300	6,300
	FOOTNOTE AMOUNTS:				6,300	6,300
	PERSONAL FT1					
202-471-716.010	EMPLOYEE HEALTH CONTRIBUTION	(91)	(1,260)	(107)	(1,260)	(1,260)
202-471-716.011	EMPLOYEE DENTAL CONTRIBUTION	(42)		(34)		
202-471-718.000	PENSION	1,087	12,500	364	12,500	12,500
	FOOTNOTE AMOUNTS:				12,500	12,500
	PERSONAL 1FT					
202-471-721.000	CLOTHING ALLOWANCE	600	600		600	600
	FOOTNOTE AMOUNTS:				600	600
	PERSONAL 1FT					
202-471-782.000	ROAD MAINTENANCE SUPPLIES		5,000		5,000	5,000
	FOOTNOTE AMOUNTS:				5,000	5,000
	COLD PATCH, CONCRETE, CATCH BASIN, MANHOLES, ROAD REPAIR					
202-471-805.000	TREE TRIM/LAWN MAINT	27,378	30,000	33,285	40,000	40,000
	FOOTNOTE AMOUNTS:				40,000	40,000
	TREE TRIM SERVICE					
202-471-926.500	STREET LIGHT BULBS	18,000				
202-471-938.000	STREET SWEEPING	36,977	38,000	27,733	39,140	39,140
	FOOTNOTE AMOUNTS:				39,140	39,140
	CONTRACTOR SERVICES					
202-471-939.000	ROAD REPAIRS	11,850	52,500	3,092	52,500	52,500
	FOOTNOTE AMOUNTS:				52,500	52,500
	COLD PATCHING/MISC					
202-471-960.000	EDUCATION/TRAINING		1,500		1,500	1,500
Totals for dept 471 - MAINTENANCE		119,221	177,340	78,704	188,480	188,780

Calculations as of 06/30/2019

GL NUMBER	DESCRIPTION	2017-18 ACTIVITY	2018-19 AMENDED BUDGET	2018-19 ACTIVITY THRU 06/30/19	2019-20 REQUESTED BUDGET	2019-20 RECOMMENDED BUDGET
APPROPRIATIONS						
Dept 475 - PRESERVATION - STREETS						
202-475-970.003	ANNAPOLIS PROJECT - CAPITAL OUTLAY		1,224,200	1,298,753		
202-475-970.004	FY 2020 ROAD PROJECT				1,200,000	1,200,000
Totals for dept 475 - PRESERVATION - STREETS			1,224,200	1,298,753	1,200,000	1,200,000
Dept 481 - TRAFFIC						
202-481-786.000	TRAFFIC CONTROL SUPPLIES	2,091	20,000	1,837	10,000	10,000
		FOOTNOTE AMOUNTS:			20,000	20,000
		SIGN POLES, CROSS WALKS, CONES, MISC				
202-481-940.000	TRAFFIC SIGNALS	6,410	19,000	1,711	10,000	10,000
		FOOTNOTE AMOUNTS:			20,000	20,000
		COUNTY SIGNALS, RAILROAD CROSSING, MISC				
Totals for dept 481 - TRAFFIC		8,501	39,000	3,548	20,000	20,000
Dept 491 - WINTER						
202-491-784.000	SNOW REMOVAL SUPPLIES	8,566	50,000	23,312	50,000	50,000
		FOOTNOTE AMOUNTS:			50,000	50,000
		SNOW REMOVAL SUPPLIES AND MISC				
202-491-935.000	VEHICLE MAINTENANCE & REPAIR	19,593	35,000	14,231	40,000	40,000
		FOOTNOTE AMOUNTS:			40,000	40,000
		ROAD FLEET AND MISC				
Totals for dept 491 - WINTER		28,159	85,000	37,543	90,000	90,000
Dept 500 - ADMINISTRATION & RECORD KEEPING						
202-500-965.101	ADMINISTRATIVE SERVICES - GENERAL	152,184	149,980	112,500	169,900	169,900
Totals for dept 500 - ADMINISTRATION & RECORD KEEPING		152,184	149,980	112,500	169,900	169,900
Dept 501 - NON MOTORIZED						
202-501-976.001	IMPROVEMENTS- UNDERPASS SIDEWALK &		49,210	39,210		
Totals for dept 501 - NON MOTORIZED			49,210	39,210		
Dept 555						
202-555-974.100	VEHICLES				80,500	80,500
		FOOTNOTE AMOUNTS:			80,500	80,500
		DUMP TRUCK (CITY AWAITING FINANCING OPTIONS) COST SPLIT 50/50 WITH LOCAL STREET FUND \$161,000				
Totals for dept 555 -					80,500	80,500
Dept 999 - INTER FUND TRANSFERS						
202-999-999.203	TRANSFER OUT - LOCAL STREETS	760,922	749,975	562,500	849,530	
Totals for dept 999 - INTER FUND TRANSFERS		760,922	749,975	562,500	849,530	
TOTAL APPROPRIATIONS		1,096,935	2,916,705	2,351,794	2,598,410	1,749,180
NET OF REVENUES/APPROPRIATIONS - FUND 202		437,495	(1,235,380)	(1,315,788)	(881,680)	(32,450)
BEGINNING FUND BALANCE		2,252,178	2,689,672	2,689,672	1,373,884	1,373,884
ENDING FUND BALANCE		2,689,673	1,454,292	1,373,884	492,204	1,341,434

Calculations as of 06/30/2019

GL NUMBER	DESCRIPTION	2017-18 ACTIVITY	2018-19 AMENDED BUDGET	2018-19 ACTIVITY THRU 06/30/19	2019-20 REQUESTED BUDGET	2019-20 RECOMMENDED BUDGET
ESTIMATED REVENUES						
Dept 000						
203-000-411.000	WAYNE COUNTY DELINQUENT	27,990	(50,000)	39,941	(50,000)	(50,000)
203-000-577.000	STATE SHARED REVENUE	668,294	658,740	670,460	748,730	748,730
203-000-577.001	OTHER STATE SOURCES	160,061				
203-000-694.000	OTHER REVENUES	3,000				
Totals for dept 000 -		859,345	608,740	710,401	698,730	698,730
Dept 999 - INTER FUND TRANSFERS						
203-999-699.202	TRANSFER IN MAJOR STREET FUND	760,922	749,975	562,500	849,530	
Totals for dept 999 - INTER FUND TRANSFERS		760,922	749,975	562,500	849,530	
TOTAL ESTIMATED REVENUES		1,620,267	1,358,715	1,272,901	1,548,260	698,730
APPROPRIATIONS						
Dept 450 - ENGINEERING						
203-450-801.000	PROFESSIONAL/CONSULTANT		25,000			
203-450-801.400	ENGINEERING CONSULTANT	1,555	100,000			
203-450-974.000	CAPITAL IMPROVEMENTS		1,400,000	497,364	1,500,000	1,500,000
Totals for dept 450 - ENGINEERING		1,555	1,525,000	497,364	1,500,000	1,500,000
Dept 471 - MAINTENANCE						
203-471-706.000	SALARIES-PERMANENT	71,008	74,600	94,018	74,600	75,100
	PERSONAL 1FT				74,600	74,600
FOOTNOTE AMOUNTS:						
203-471-709.000	SALARIES-OVERTIME	2,707	15,000	571	15,000	15,000
	PERSONAL 1FT				15,000	15,000
FOOTNOTE AMOUNTS:						
203-471-715.000	SOCIAL SECURITY	5,577	6,900	6,794	6,900	6,900
	PERSONAL 1FT				6,900	6,900
FOOTNOTE AMOUNTS:						
203-471-716.000	GROUP INSURANCE	13,657	18,900	11,475	18,900	18,900
	PERSONAL 1FT				18,900	18,900
FOOTNOTE AMOUNTS:						
203-471-716.010	EMPLOYEE HEALTH CONTRIBUTION	(1,664)	(3,780)	(5,087)	(3,780)	(3,780)
203-471-716.011	EMPLOYEE DENTAL CONTRIBUTION	(624)		(1,109)		
203-471-718.000	PENSION	18,850	37,300	26,633	37,300	37,300
	PERSONAL 1FT				37,300	37,300
FOOTNOTE AMOUNTS:						
203-471-721.000	CLOTHING ALLOWANCE	600	600	600	600	600
	PERSONAL 1FT				600	600
FOOTNOTE AMOUNTS:						
203-471-782.000	ROAD MAINTENANCE SUPPLIES				5,000	5,000
	ROAD MAINTENANCE SUPPLIES				5,000	5,000
FOOTNOTE AMOUNTS:						
203-471-805.000	TREE TRIM/LAWN MAINT	29,633	35,000	36,000		
203-471-938.000	STREET SWEEPING	87,861	88,000	65,895	90,640	90,640
	STREET SWEEPING				90,640	90,640
FOOTNOTE AMOUNTS:						
203-471-939.000	ROAD REPAIRS	244,512	250,000	191,488	250,000	250,000
	ROAD REPAIR CONTRACT				250,000	250,000
Totals for dept 471 - MAINTENANCE		472,117	522,520	427,278	495,160	495,660
Dept 481 - TRAFFIC						
203-481-786.000	TRAFFIC CONTROL SUPPLIES	3,299	5,000	1,987	5,000	5,000

Calculations as of 06/30/2019

GL NUMBER	DESCRIPTION	2017-18 ACTIVITY	2018-19 AMENDED BUDGET	2018-19 ACTIVITY THRU 06/30/19	2019-20 REQUESTED BUDGET	2019-20 RECOMMENDED BUDGET
APPROPRIATIONS						
Dept 481 - TRAFFIC						
	FOOTNOTE AMOUNTS:				5,000	5,000
	CONES, BARRICADES, MISC					
	Totals for dept 481 - TRAFFIC	3,299	5,000	1,987	5,000	5,000
Dept 491 - WINTER						
203-491-784.000	SNOW REMOVAL SUPPLIES	10,202	15,000	11,674	15,000	15,000
	FOOTNOTE AMOUNTS:				15,000	15,000
	SNOW REMOVAL SUPPLIES					
203-491-935.000	VEHICLE MAINTENANCE & REPAIR	15,049	25,000	14,231	40,000	40,000
	FOOTNOTE AMOUNTS:				40,000	40,000
	VEHICILE MAIN. & REPAIRS					
	Totals for dept 491 - WINTER	25,251	40,000	25,905	55,000	55,000
Dept 500 - ADMINISTRATION & RECORD KEEPING						
203-500-965.101	ADMINISTRATIVE SERVICES - GENERAL	66,829	65,860	49,410	74,660	74,660
	Totals for dept 500 - ADMINISTRATION & RECORD KEEPI	66,829	65,860	49,410	74,660	74,660
Dept 501 - NON MOTORIZED						
203-501-965.266	CONTRIBUTION TO MISC GRANTS	34,732				
203-501-970.002	GREENWAY PROJECT-PHASE 2 CAPITAL C	23,583				
	Totals for dept 501 - NON MOTORIZED	58,315				
Dept 556						
203-556-974.100	VEHICLES				80,500	80,500
	FOOTNOTE AMOUNTS:				80,500	80,500
	DUMP TRUCK (CITY AWAITING FINANCING OPTIONS) COST SPLIT 50/50 WITH MAJOR STREET FUND \$161,000					
	Totals for dept 556 -				80,500	80,500
TOTAL APPROPRIATIONS		627,366	2,158,380	1,001,944	2,210,320	2,210,820
NET OF REVENUES/APPROPRIATIONS - FUND 203		992,901	(799,665)	270,957	(662,060)	(1,512,090)
BEGINNING FUND BALANCE		3,174,403	4,167,304	4,167,304	4,438,261	4,438,261
ENDING FUND BALANCE		4,167,304	3,367,639	4,438,261	3,776,201	2,926,171

Calculations as of 06/30/2019

GL NUMBER	DESCRIPTION	2017-18 ACTIVITY	2018-19 AMENDED BUDGET	2018-19 ACTIVITY THRU 06/30/19	2019-20 REQUESTED BUDGET	2019-20 RECOMMENDED BUDGET
ESTIMATED REVENUES						
Dept 000						
208-000-403.000	PROPERTY TAXES-CURRENT	383,245	387,000	303,060	402,000	402,000
	EST. BASED ON WCA TV FIGURES POST BOR 3/25/19					
208-000-403.200	PROPERTY TAXES-LAND BANK CAPTURE		(475)			
208-000-403.243	BROWNFIELD CAPTURE	(759)	(750)	(833)	(1,060)	(1,060)
	EST BASED ON 219 ASSESSING REPORTS					
208-000-403.247	TIFA CAPTURE	(3,665)	(2,810)	(4,494)	(5,660)	(5,660)
	EST BASED ON ASSESSING REPORTS 3/27/19					
208-000-410.000	PROPERTY TAXES-CY DPPT COLLECT		820			
208-000-411.000	WAYNE COUNTY DELINQUENT	(131)	(30,000)	16,403	(30,000)	(30,000)
208-000-420.000	PROPERTY TAXES-CY DPPT WRITE OFF	(2,667)	(2,000)		(2,000)	(2,000)
208-000-573.000	LOCAL COMMUNITY STABILIZATION SHAF	28,133	2,000		2,000	2,000
208-000-581.072	CONTRIBUTIONS FROM COUNTY	37,175	87,160			
Totals for dept 000 -		441,331	440,945	314,136	365,280	365,280
Dept 740 - STATE GRANTS						
208-740-540.000	STATE GRANT		75,000			
Totals for dept 740 - STATE GRANTS			75,000			
Dept 751 - PARKS AND RECREATION DEPARTMENT						
208-751-653.010	REC-MEMBERSHIPS	2,060	2,000	925	2,000	2,000
208-751-653.020	REC-COURT RENTALS	3,500	7,000		7,000	7,000
208-751-653.030	REC-REGISTRATION FEES/OPEN GYM	1,210	2,000	7,508	6,000	6,000
208-751-653.060	REC-BUILDING RENTAL	29,426	25,000	28,051	30,000	30,000
208-751-667.000	LEASE REVENUES	1,000	2,400	1,600	2,400	2,400
208-751-674.000	DONATIONS	380	500	80		
208-751-674.031	DONATIONS-HALLOWEEN PARTY		500			
208-751-694.000	OTHER REVENUES	2,827	5,000		5,000	5,000
Totals for dept 751 - PARKS AND RECREATION DEPARTME		40,403	44,400	38,164	52,400	52,400
Dept 999 - INTER FUND TRANSFERS						
208-999-699.101	TRANSFER IN GENERAL FUND	65,190	125,190	125,190	65,190	65,190
Totals for dept 999 - INTER FUND TRANSFERS		65,190	125,190	125,190	65,190	65,190
TOTAL ESTIMATED REVENUES		546,924	685,535	477,490	482,870	482,870
APPROPRIATIONS						
Dept 443 - DPS PARK MAINTENANCE						
208-443-706.000	SALARIES-PERMANENT	475		174		
208-443-715.000	SOCIAL SECURITY			12		
208-443-716.010	EMPLOYEE HEALTH CONTRIBUTION	(12)		(9)		
208-443-716.011	EMPLOYEE DENTAL CONTRIBUTION	(3)		(3)		
208-443-718.000	PENSION	188		79		
208-443-801.000	PROFESSIONAL/CONSULTANT	15,838	15,000	9,951	20,000	20,000
FOOTNOTE AMOUNTS:					20,000	20,000
GRASS CUTTING FOR PARKS						
Totals for dept 443 - DPS PARK MAINTENANCE		16,521	15,000	10,204	20,000	20,000
Dept 751 - PARKS AND RECREATION DEPARTMENT						
208-751-706.000	SALARIES-PERMANENT	48,369	48,000	36,207	48,000	48,000
208-751-707.000	SALARIES-TEMPORARY	27,723	37,000	36,157	38,100	38,100
REQ INCL \$1.00 PER HR RAISE A CARTER AND J TURNER						
208-751-707.100	SALARY - TEMPORARY GRANT REIMBURSE	21,070	47,750	35,215	10,800	10,800
208-751-715.000	SOCIAL SECURITY	7,111	10,150	8,158	7,500	7,500
208-751-716.000	GROUP INSURANCE	7,100	12,600	6,489	12,600	12,600

Fund: 208 PARK/RECREATION FUND

Calculations as of 06/30/2019

GL NUMBER	DESCRIPTION	2017-18 ACTIVITY	2018-19 AMENDED BUDGET	2018-19 ACTIVITY THRU 06/30/19	2019-20 REQUESTED BUDGET	2019-20 RECOMMENDED BUDGET
APPROPRIATIONS						
Dept 751 - PARKS AND RECREATION DEPARTMENT						
208-751-716.010	EMPLOYEE HEALTH CONTRIBUTION	(3,237)	(2,600)	(838)	(2,600)	(2,600)
208-751-716.011	EMPLOYEE DENTAL CONTRIBUTION	(2,020)		(64)		
208-751-718.001	PENSION - PRUDENTIAL PREFUNDING	65,181	65,190	32,591	65,190	65,190
208-751-740.000	OPERATING SUPPLIES	24,118	35,900	18,900	30,000	30,000
208-751-750.000	CONCESSION SUPPLIES		500			
208-751-801.000	PROFESSIONAL/CONSULTANT	185	7,700			
208-751-801.031	HALLOWEEN PARTY	247	500	685	1,000	1,000
208-751-850.000	TELEPHONE	614		1,224	2,600	2,600
	FOOTNOTE AMOUNTS:				2,500	2,500
	COMCAST WIFI EXP PAR					
208-751-900.000	PRINTING & ADVERTISING		500			
208-751-920.000	UTILITIES	46,875	65,000	44,515	65,000	65,000
208-751-931.000	BUILDING MAINTENANCE	56,215	105,000	85,172	40,000	40,000
	FOOTNOTE AMOUNTS:				21,630	21,630
	JANITORIAL SERVICES					
208-751-933.000	EQUIPMENT MAINTENANCE	1,548	3,500	683	3,500	3,500
208-751-958.000	SUBSCRIPTIONS/MEMBERSHIPS		500			
208-751-960.000	EDUCATION/TRAINING	99	1,000	170		
208-751-974.000	CAPITAL IMPROVEMENTS		158,000	53,439	50,000	50,000
	FOOTNOTE AMOUNTS:				50,000	50,000
	TREAS/MAYOR/DIR TO DISCUSS HOW TO ALLOCATE					
208-751-976.000	IMPROVEMENTS	5,956				
208-751-977.000	EQUIPMENT	63,549	30,000			
Totals for dept 751 - PARKS AND RECREATION DEPARTME		370,703	626,190	358,703	371,690	371,690
Dept 754 - SENIOR CITIZENS ACTIVITIES						
208-754-761.000	FUEL	2,582	5,000	(217)	5,000	5,000
Totals for dept 754 - SENIOR CITIZENS ACTIVITIES		2,582	5,000	(217)	5,000	5,000
Dept 931 - ADMINISTRATIVE SERVICES						
208-931-965.000	ADMIN SERVICES	30,000	30,000	22,500	30,000	30,000
Totals for dept 931 - ADMINISTRATIVE SERVICES		30,000	30,000	22,500	30,000	30,000
Dept 999 - INTER FUND TRANSFERS						
208-999-999.211	TRANSFER OUT- COMMISSION ON AGING	100,000	100,000	100,000	100,000	100,000
Totals for dept 999 - INTER FUND TRANSFERS		100,000	100,000	100,000	100,000	100,000
TOTAL APPROPRIATIONS		519,806	776,190	491,190	526,690	526,690
NET OF REVENUES/APPROPRIATIONS - FUND 208		27,118	(90,655)	(13,700)	(43,820)	(43,820)
BEGINNING FUND BALANCE		241,941	269,060	269,060	255,360	255,360
ENDING FUND BALANCE		269,059	178,405	255,360	211,540	211,540

Calculations as of 06/30/2019

GL NUMBER	DESCRIPTION	2017-18 ACTIVITY	2018-19 AMENDED BUDGET	2018-19 ACTIVITY THRU 06/30/19	2019-20 REQUESTED BUDGET	2019-20 RECOMMENDED BUDGET
ESTIMATED REVENUES						
Dept 754 - SENIOR CITIZENS ACTIVITIES						
211-754-403.000	PROPERTY TAXES-CURRENT	193,417	195,000	152,947	203,000	203,000
	EST BASED ON WCA TV POST BOR RECD 3/25/19					
211-754-403.243	BROWNFIELD CAPTURE	(383)	(380)	(420)	(540)	(540)
	EST BASED ON 2019 ASSESSING REPORTS					
211-754-403.247	TIFA CAPTURE	(1,850)	(1,420)	(2,268)	(2,860)	(2,860)
	EST BASED ON ASSESSING REPORTS 3/27/19					
211-754-411.000	WAYNE COUNTY DELINQUENT	(9,633)	(20,000)	1,216	(20,000)	(20,000)
211-754-420.000	PROPERTY TAXES-CY DPPT WRITE OFF	(1,346)				
	Totals for dept 754 - SENIOR CITIZENS ACTIVITIES	180,205	173,200	151,475	179,600	179,600
Dept 999 - INTER FUND TRANSFERS						
211-999-699.208	TRANSFER IN PARKS & RECREATION FU	100,000	100,000	100,000	100,000	100,000
	Totals for dept 999 - INTER FUND TRANSFERS	100,000	100,000	100,000	100,000	100,000
TOTAL ESTIMATED REVENUES		280,205	273,200	251,475	279,600	279,600
APPROPRIATIONS						
Dept 754 - SENIOR CITIZENS ACTIVITIES						
211-754-801.020	COMMISSION ON AGING	100,000	100,000	100,000	100,000	100,000
211-754-801.025	COMMISSION ON AGING - TAX SUPPORTE	180,205	173,200	150,258	179,600	179,600
	Totals for dept 754 - SENIOR CITIZENS ACTIVITIES	280,205	273,200	250,258	279,600	279,600
TOTAL APPROPRIATIONS		280,205	273,200	250,258	279,600	279,600
NET OF REVENUES/APPROPRIATIONS - FUND 211				1,217		
	BEGINNING FUND BALANCE				1,217	1,217
	ENDING FUND BALANCE			1,217	1,217	1,217

Calculations as of 06/30/2019

GL NUMBER	DESCRIPTION	2017-18 ACTIVITY	2018-19 AMENDED BUDGET	2018-19 ACTIVITY THRU 06/30/19	2019-20 REQUESTED BUDGET	2019-20 RECOMMENDED BUDGET
ESTIMATED REVENUES						
Dept 000						
226-000-403.000	PROPERTY TAXES-CURRENT	500,031	505,000	395,409	525,000	525,000
	EST BASED ON WCA TV POST BOR REC'D 3/25/19					
226-000-403.200	PROPERTY TAXES-LAND BANK CAPTURE		(500)		(500)	(500)
226-000-403.243	BROWNFIELD CAPTURE	(990)	(970)	(1,087)	(1,380)	(1,380)
	EST BASED ON 2019 ASSESSING REPORTS					
226-000-403.247	TIFA CAPTURE	(4,782)	(3,660)	(5,864)	(7,390)	(7,390)
	EST BASED ON ASSESSING REPORTS 3/27/19					
226-000-411.000	WAYNE COUNTY DELINQUENT	(60,476)	(100,000)	74,704	(100,000)	(100,000)
226-000-420.000	PROPERTY TAXES-CY DPPT WRITE OFF	(3,480)				
226-000-573.000	LOCAL COMMUNITY STABILIZATION SHAF	36,704				
226-000-612.000	RUBBISH FEE	1,208,150	1,350,270	902,902	1,349,300	1,349,300
226-000-687.000	REFUNDS & REBATES	37				
Totals for dept 000 -		1,675,194	1,750,140	1,366,064	1,765,030	1,765,030
TOTAL ESTIMATED REVENUES		1,675,194	1,750,140	1,366,064	1,765,030	1,765,030
APPROPRIATIONS						
Dept 521 - SANITATION						
226-521-810.000	CONTRACT RUBBISH	1,079,798	1,460,376	926,588	1,482,600	1,482,600
	FOOTNOTE AMOUNTS:					
	PER GFL CONTRACT 3% INCREASE (JULY -JUNE) WEEKLY COMPOST. GFL BASE (8,848 UNITS * 9.01/UNIT) GFL RECYCLING (8,848 UNITS * 4.89/UNIT),				1,475,846	1,475,846
	MISC					
226-521-811.000	INCINERATOR	314,538	370,577	221,176	326,600	326,600
226-521-965.101	ADMINISTRATIVE SERVICES - GENERAL	125,000	125,000	93,780	125,000	125,000
Totals for dept 521 - SANITATION		1,519,336	1,955,953	1,241,544	1,934,200	1,934,200
TOTAL APPROPRIATIONS		1,519,336	1,955,953	1,241,544	1,934,200	1,934,200
NET OF REVENUES/APPROPRIATIONS - FUND 226		155,858	(205,813)	124,520	(169,170)	(169,170)
BEGINNING FUND BALANCE		627,590	783,449	783,449	907,969	907,969
ENDING FUND BALANCE		783,448	577,636	907,969	738,799	738,799

Calculations as of 06/30/2019

GL NUMBER	DESCRIPTION	2017-18 ACTIVITY	2018-19 AMENDED BUDGET	2018-19 ACTIVITY THRU 06/30/19	2019-20 REQUESTED BUDGET	2019-20 RECOMMENDED BUDGET
ESTIMATED REVENUES						
Dept 728 - COMMUNITY DEVELOPMENT						
241-728-529.016	CDBG BLOCK GRANT 2016	37,238		177,326		
241-728-529.017	CDBG BLOCK GRANT 2017		108,235			
241-728-529.018	CDBG BLOCK GRANT 2018		108,235			
241-728-529.019	CDBG BLOCK GRANT 2019				216,475	216,475
Totals for dept 728 - COMMUNITY DEVELOPMENT		37,238	216,470	177,326	216,475	216,475
TOTAL ESTIMATED REVENUES		37,238	216,470	177,326	216,475	216,475
APPROPRIATIONS						
Dept 301 - POLICE						
241-301-707.000	SALARIES-TEMPORARY	17,542	11,400	19,199	15,700	15,700
241-301-715.000	SOCIAL SECURITY	1,307	900	1,469	1,200	1,200
Totals for dept 301 - POLICE		18,849	12,300	20,668	16,900	16,900
Dept 728 - COMMUNITY DEVELOPMENT						
241-728-706.000	SALARIES-PERMANENT	48,442	39,000	150	53,980	53,980
241-728-707.000	SALARIES-TEMPORARY	46,553	30,200	30,200	30,170	30,170
GRASS CUTTINGCDBG BLIGHT BUDGET						
241-728-715.000	SOCIAL SECURITY	4,795	5,400	5,989	6,420	6,420
241-728-716.000	GROUP INSURANCE	9,504				
241-728-718.000	PENSION			69		
241-728-721.000	CLOTHING ALLOWANCE			600		
241-728-801.350	DEMOLITION CDBG 37-04	135,835	40,000		48,005	48,005
241-728-801.360	CODE ENFORCEMENT	24,470				
241-728-801.371	CDBG PUBLIC SERVICES-BLIGHT		14,570			
BLIGHT BUDGET COVERS GRASS CUTTERS BUDGETED IN SALARIES TEMPORARY						
241-728-801.728	ADMINISTRATION CDBG 37-21A	14,731			21,000	21,000
241-728-976.009	HOUSING REHAB 37-14A 02	22,074				
241-728-976.010	HOUSING REHAB CO WIDE 37-14A 01	10,800	75,000		40,000	40,000
Totals for dept 728 - COMMUNITY DEVELOPMENT		317,204	204,170	37,008	199,575	199,575
TOTAL APPROPRIATIONS		336,053	216,470	57,676	216,475	216,475
NET OF REVENUES/APPROPRIATIONS - FUND 241		(298,815)		119,650		
BEGINNING FUND BALANCE		179	(298,634)	(298,634)	(178,984)	(178,984)
ENDING FUND BALANCE		(298,636)	(298,634)	(178,984)	(178,984)	(178,984)

Calculations as of 06/30/2019

GL NUMBER	DESCRIPTION	2017-18 ACTIVITY	2018-19 AMENDED BUDGET	2018-19 ACTIVITY THRU 06/30/19	2019-20 REQUESTED BUDGET	2019-20 RECOMMENDED BUDGET
ESTIMATED REVENUES						
Dept 691 - REDEVELOPMENT						
243-691-403.000	PROPERTY TAXES-CURRENT	14,201	13,865	15,583	19,720	19,720
	EST BASED ON 2019 ASSESSING REPORTS					
Totals for dept 691 - REDEVELOPMENT		14,201	13,865	15,583	19,720	19,720
Dept 906 - DEBT SERVICE						
243-906-699.101	TRANSFER IN GENERAL FUND	394,700	405,955	400,000	414,500	414,500
Totals for dept 906 - DEBT SERVICE		394,700	405,955	400,000	414,500	414,500
TOTAL ESTIMATED REVENUES		408,901	419,820	415,583	434,220	434,220
APPROPRIATIONS						
Dept 691 - REDEVELOPMENT						
243-691-880.200	DEVELOPMENT REIMBURSEMENT	132				
Totals for dept 691 - REDEVELOPMENT		132				
Dept 906 - DEBT SERVICE						
243-906-731.000	BANK FEES AND SVC CHARGES	500	500		500	500
243-906-991.000	PRINCIPAL		245,000		275,000	275,000
243-906-995.000	INTEREST EXPENSE	188,269	174,320	90,834	158,720	158,720
243-906-995.100	INTEREST EXPENSE-ACCRUED CHANGE	(2,200)				
Totals for dept 906 - DEBT SERVICE		186,569	419,820	90,834	434,220	434,220
TOTAL APPROPRIATIONS		186,701	419,820	90,834	434,220	434,220
NET OF REVENUES/APPROPRIATIONS - FUND 243		222,200		324,749		
	BEGINNING FUND BALANCE	(3,242,478)	(3,020,278)	(3,020,278)	(2,695,529)	(2,695,529)
	ENDING FUND BALANCE	(3,020,278)	(3,020,278)	(2,695,529)	(2,695,529)	(2,695,529)

Calculations as of 06/30/2019

GL NUMBER	DESCRIPTION	2017-18 ACTIVITY	2018-19 AMENDED BUDGET	2018-19 ACTIVITY THRU 06/30/19	2019-20 REQUESTED BUDGET	2019-20 RECOMMENDED BUDGET
ESTIMATED REVENUES						
Dept 000						
245-000-610.200	AT&T CABLE PEG FEE	28,060	35,000	14,390	28,800	28,800
	FOOTNOTE AMOUNTS: FY 20 EST BASED ON YTD AND PY ACTUAL				28,800	28,800
245-000-610.245	COMCAST CABLE PEG FEE	63,132	60,000	31,532	62,000	62,000
	FOOTNOTE AMOUNTS: EST BASED JLY-DEC 2019 ACTUAL				31,532	31,532
	FOOTNOTE AMOUNTS: EST BASED ON JAN-JUNE 2018 ACTUAL				31,120	31,120
	GL # FOOTNOTE TOTAL:				62,652	62,652
Totals for dept 000 -		91,192	95,000	45,922	90,800	90,800
TOTAL ESTIMATED REVENUES		91,192	95,000	45,922	90,800	90,800
APPROPRIATIONS						
Dept 000						
245-000-977.000	EQUIPMENT	46,413	75,000	18,051	75,000	75,000
Totals for dept 000 -		46,413	75,000	18,051	75,000	75,000
TOTAL APPROPRIATIONS		46,413	75,000	18,051	75,000	75,000
NET OF REVENUES/APPROPRIATIONS - FUND 245		44,779	20,000	27,871	15,800	15,800
	BEGINNING FUND BALANCE	296,858	341,637	341,637	369,508	369,508
	ENDING FUND BALANCE	341,637	361,637	369,508	385,308	385,308

Calculations as of 06/30/2019

GL NUMBER	DESCRIPTION	2017-18 ACTIVITY	2018-19 AMENDED BUDGET	2018-19 ACTIVITY THRU 06/30/19	2019-20 REQUESTED BUDGET	2019-20 RECOMMENDED BUDGET
ESTIMATED REVENUES						
Dept 000						
247-000-699.101	TRANSFER IN GENERAL FUND	551,666	585,140	485,000	491,710	491,710
Totals for dept 000 -		551,666	585,140	485,000	491,710	491,710
Dept 728 - COMMUNITY DEVELOPMENT						
247-728-403.000	PROPERTY TAXES-CURRENT EST. BASED ON 2019 ASSESSING REPORTS	137,311	107,660	165,684	190,770	190,770
247-728-411.000	WAYNE COUNTY DELINQUENT	(73)	(2,000)		(2,000)	(2,000)
Totals for dept 728 - COMMUNITY DEVELOPMENT		137,238	105,660	165,684	188,770	188,770
TOTAL ESTIMATED REVENUES		688,904	690,800	650,684	680,480	680,480
APPROPRIATIONS						
Dept 728 - COMMUNITY DEVELOPMENT						
247-728-965.101	ADMINISTRATIVE SERVICES - GENERAL	30,000	30,000	22,500	30,000	30,000
247-728-968.000	DEPRECIATION AND DEPLETION	400,256				
Totals for dept 728 - COMMUNITY DEVELOPMENT		430,256	30,000	22,500	30,000	30,000
Dept 906 - DEBT SERVICE						
247-906-991.000	PRINCIPAL		355,000		370,000	370,000
	FOOTNOTE AMOUNTS:				95,000	95,000
	LTD-19 ROAD IMP SERIES 2001 FINAL PYMNT FY 2020				70,000	70,000
	FOOTNOTE AMOUNTS:					
	LTD-20 CITY FAX. PROJ SERIES 2006				205,000	205,000
	FOOTNOTE AMOUNTS:					
	LTD-21 2010 TIFA JUSTICE CENTER					
	GL # FOOTNOTE TOTAL:				370,000	370,000
247-906-995.000	INTEREST EXPENSE	12,250	7,250	105,425	2,380	2,380
247-906-995.006	INTEREST 2006 ISSUANCE	34,270	31,080	16,371	27,740	27,740
247-906-995.100	INTEREST EXPENSE-ACCRUED CHANGE	(3,238)				
247-906-999.000	PAYING AGENT FEES	800	850		850	850
Totals for dept 906 - DEBT SERVICE		44,082	394,180	121,796	400,970	400,970
Dept 999 - INTER FUND TRANSFERS						
247-999-999.347	TRANSFER OUT - JUSTICE CENTER BONI	271,585	266,620	150,000	249,510	249,510
Totals for dept 999 - INTER FUND TRANSFERS		271,585	266,620	150,000	249,510	249,510
TOTAL APPROPRIATIONS		745,923	690,800	294,296	680,480	680,480
NET OF REVENUES/APPROPRIATIONS - FUND 247		(57,019)		356,388		
BEGINNING FUND BALANCE		883,601	826,584	826,584	1,182,972	1,182,972
ENDING FUND BALANCE		826,582	826,584	1,182,972	1,182,972	1,182,972

Calculations as of 06/30/2019

GL NUMBER	DESCRIPTION	2017-18 ACTIVITY	2018-19 AMENDED BUDGET	2018-19 ACTIVITY THRU 06/30/19	2019-20 REQUESTED BUDGET	2019-20 RECOMMENDED BUDGET
ESTIMATED REVENUES						
Dept 000						
347-000-504.247	FEDERAL SUBSIDY - JUSTICE CENTER F	215,168	210,520	105,818	220,040	220,040
	FOOTNOTE AMOUNTS:				220,040	220,040
	FED'L SUBSIDY 45% OF INT 488,9920X .45%=220,046					
347-000-699.247	TRANSFER IN TIFA	271,585	266,620	150,000	249,510	249,510
347-000-699.403	TRANSFER IN COURT/JUSTICE CENTER F	26,760	25,000	24,085	20,200	20,200
Totals for dept 000 -		513,513	502,140	279,903	489,750	489,750
TOTAL ESTIMATED REVENUES		513,513	502,140	279,903	489,750	489,750
APPROPRIATIONS						
Dept 000						
347-000-731.000	BANK FEES AND SVC CHARGES	750	750	625	750	750
347-000-995.000	INTEREST EXPENSE	512,763	501,390	501,388	489,000	489,000
Totals for dept 000 -		513,513	502,140	502,013	489,750	489,750
TOTAL APPROPRIATIONS		513,513	502,140	502,013	489,750	489,750
NET OF REVENUES/APPROPRIATIONS - FUND 347				(222,110)		
BEGINNING FUND BALANCE					(222,110)	(222,110)
ENDING FUND BALANCE				(222,110)	(222,110)	(222,110)

Calculations as of 06/30/2019

GL NUMBER	DESCRIPTION	2017-18 ACTIVITY	2018-19 AMENDED BUDGET	2018-19 ACTIVITY THRU 06/30/19	2019-20 REQUESTED BUDGET	2019-20 RECOMMENDED BUDGET
ESTIMATED REVENUES						
Dept 000						
403-000-607.000	FEEES	26,760	25,000	24,085	20,200	20,200
	REDUCED FEES BY 19% AS COURT FINES					
	FEES PROECTED 19% LESS IN GF FOR FY 2020					
	Totals for dept 000 -	26,760	25,000	24,085	20,200	20,200
TOTAL ESTIMATED REVENUES		26,760	25,000	24,085	20,200	20,200
APPROPRIATIONS						
Dept 999 - INTER FUND TRANSFERS						
403-999-999.347	TRANSFER OUT - JUSTICE CENTER BONI	26,760	25,000	24,085	20,200	20,200
	Totals for dept 999 - INTER FUND TRANSFERS	26,760	25,000	24,085	20,200	20,200
TOTAL APPROPRIATIONS		26,760	25,000	24,085	20,200	20,200
NET OF REVENUES/APPROPRIATIONS - FUND 403						
BEGINNING FUND BALANCE						
ENDING FUND BALANCE						

Calculations as of 06/30/2019

GL NUMBER	DESCRIPTION	2017-18 ACTIVITY	2018-19 AMENDED BUDGET	2018-19 ACTIVITY THRU 06/30/19	2019-20 REQUESTED BUDGET	2019-20 RECOMMENDED BUDGET
ESTIMATED REVENUES						
Dept 564 - WATER & SEWER SYSTEMS						
592-564-411.000	WAYNE COUNTY DELINQUENT CHARGEBACKS NOT RUNNING AS FAVORABLE AS FY 18	(201,197)	(650,000)	254,003	(550,000)	(550,000)
592-564-513.000	FEDERAL GRANT		40,000		150,000	
	FOOTNOTE AMOUNTS:				150,000	150,000
	SAW GRANT REV EXP EST PER JEROME AND ENG.					
592-564-540.000	STATE GRANT		500,000		500,000	500,000
	FOOTNOTE AMOUNTS:				500,000	500,000
	FDCVT					
592-564-607.000	FEES	43,396	41,000	13,235	20,000	20,000
592-564-650.010	WATER SALES CONSUMPTION	3,460,623	3,569,760	2,552,298		3,527,690
	FOOTNOTE AMOUNTS:					3,527,691
	5.21 X 677,100=					
592-564-650.050	SALES OF METERS	10,967	8,000	3,976	5,000	5,000
592-564-650.090	SUR-CHARGE	166,539	150,000	124,146	160,000	160,000
592-564-650.100	SEWER SALES CONSUMPTION	6,709,948	6,686,640	4,749,892		6,933,500
	FOOTNOTE AMOUNTS:					6,933,500
	10.24 X 677,100 =					
592-564-650.150	SEWER SALES FIXED CHARGE	(74)				
592-564-650.200	COURT ORDERED CREDIT	(61)		(911)		
592-564-660.000	PENALTIES	457,385	300,000	302,573	400,000	400,000
592-564-661.000	ADMIN. FEE-ROLL TO TAX	289,957	375,000	310,946	375,000	375,000
592-564-664.000	INTEREST EARNED	37				
592-564-687.000	REFUNDS & REBATES	(567)		(237)		
592-564-694.000	OTHER REVENUES	1,447				
Totals for dept 564 - WATER & SEWER SYSTEMS		10,938,400	11,020,400	8,309,921	1,060,000	11,371,190
Dept 742 - SAW GRANT						
592-742-501.592	STATE - SAW GRANT	606,898	310,030		150,000	150,000
Totals for dept 742 - SAW GRANT		606,898	310,030		150,000	150,000
Dept 906 - DEBT SERVICE						
592-906-403.000	PROPERTY TAXES-CURRENT EST. BASED ON WCA TV POST BOR REC'D 3/25/19	1,600,144	1,513,500	1,183,977	1,485,400	1,485,400
592-906-403.011	PROPERTY TAXES-WAYNE CTY JUDGMENT 5-YEAR JUDGMENT LEVY EXPIRES 6/30/2021	915,524	875,090	705,172	875,090	875,090
592-906-403.247	TIFA CAPTURE EST BASED ON ASSESSING REPORTS 3/27/19	(15,297)	(10,960)	(17,557)	(20,880)	(20,880)
592-906-410.000	PROPERTY TAXES-CY DPPT COLLECT		2,270		2,270	2,270
592-906-411.000	WAYNE COUNTY DELINQUENT	(75,348)	(200,000)	53,852	(200,000)	(200,000)
592-906-420.000	PROPERTY TAXES-CY DPPT WRITE OFF	(17,528)	(3,000)		(3,000)	(3,000)
592-906-573.000	LOCAL COMMUNITY STABILIZATION SHAF	45,499	5,300		5,300	5,300
Totals for dept 906 - DEBT SERVICE		2,452,994	2,182,200	1,925,444	2,144,180	2,144,180
TOTAL ESTIMATED REVENUES		13,998,292	13,512,630	10,235,365	3,354,180	13,665,370
APPROPRIATIONS						
Dept 564 - WATER & SEWER SYSTEMS						
592-564-706.000	SALARIES-PERMANENT	535,961	533,000	415,966	533,100	611,500
592-564-708.000	SICK VACATION FINAL PAYOUT	23,416		1,969		
592-564-709.000	SALARIES-OVERTIME	134,214	90,000	96,680	90,000	90,000
592-564-710.000	LONGEVITY & MISC. BENEFITS	895				
592-564-715.000	SOCIAL SECURITY	50,609	47,600	36,996	47,600	53,600
592-564-716.000	GROUP INSURANCE	138,461	141,800	114,970	154,400	179,600
592-564-716.010	EMPLOYEE HEALTH CONTRIBUTION	(19,672)	(27,900)	(23,552)	(30,400)	(35,500)

Calculations as of 06/30/2019

GL NUMBER	DESCRIPTION	2017-18 ACTIVITY	2018-19 AMENDED BUDGET	2018-19 ACTIVITY THRU 06/30/19	2019-20 REQUESTED BUDGET	2019-20 RECOMMENDED BUDGET
APPROPRIATIONS						
Dept 564 - WATER & SEWER SYSTEMS						
592-564-716.011	EMPLOYEE DENTAL CONTRIBUTION	(8,182)		(7,753)		
592-564-716.999	OPEB EXPENSE	(32,461)				
592-564-718.000	PENSION	141,701	157,000	107,964	148,240	152,300
592-564-721.000	CLOTHING ALLOWANCE	3,950	4,800	5,400	6,000	6,000
	FOOTNOTE AMOUNTS:				6,000	6,000
	10 FT UNION MEMBERS					
592-564-730.000	POSTAGE	261	300			
592-564-740.000	OPERATING SUPPLIES	42,357	30,000	14,530	30,000	30,000
	FOOTNOTE AMOUNTS:				30,000	30,000
	SAND, GRAVEL, TOPSOIL, SAFETY EQUIPMENT, MISC					
592-564-742.000	SMALL TOOLS & EQUIPMENT	160	3,000	64	3,000	3,000
	FOOTNOTE AMOUNTS:				3,000	3,000
	SMALL TOOLS, EQUIPMENT, MISC					
592-564-761.000	FUEL	49,190	35,000	26,874	50,000	50,000
	FOOTNOTE AMOUNTS:				50,000	50,000
	CONTRACT FUEL COST FOR WATER FLEET					
592-564-778.000	EQUIPMENT MAINT SUPPLIES	133	3,000	121	5,000	5,000
	FOOTNOTE AMOUNTS:				5,000	5,000
	EQUIPMENT FOR METER & MISC SUPPLIES					
592-564-779.000	PUMP STATION SUPPLIES	3,986	15,000	675	15,000	15,000
	FOOTNOTE AMOUNTS:				15,000	15,000
	ALARM REPAIRS, CHEMICALS, MISC					
592-564-780.000	SEWER MAINTENANCE SUPPLY	13,279	12,500	331	12,500	12,500
	FOOTNOTE AMOUNTS:				12,500	12,500
	JET RODDER, HOSE, ROOT CUTTER, SAW, PSI NOZZLES, AND MISC					
592-564-785.000	WATER MAIN SUPPLIES	115,962	100,000	75,482	200,000	200,000
	FOOTNOTE AMOUNTS:				200,000	200,000
	MAIN REPAIR CLAMPS, COPPER, BRASS PARTS, WATER GATE, REPAIR PARTS, WATER METERS, MISC WATER METER PARTS (MTU)					
592-564-801.000	PROFESSIONAL/CONSULTANT	188,089	140,000	137,336	220,000	220,000
	FOOTNOTE AMOUNTS:				220,000	220,000
	CONTRACTOR SERVICE, NEPDES ANNUAL PERMIT, S-1 LICENSE HOLDER, STATE OF MICHIGAN PERMITS, MISC					
592-564-806.000	REPAIRS	153,065	466,475	182,091	500,000	500,000
	FOOTNOTE AMOUNTS:				500,000	500,000
	DAMAGE TO OTHER UTILITIES, DETROIT EDISON, POLE HOLDING, CONCRETE & LANDSCAPING, RESTORATION WORK FROM WATER MAIN BREAKS, AND MISC					
592-564-806.500	FEMA - REPAIRS AND RELATED EXPENSE	518,834	50,000			
592-564-900.000	PRINTING & ADVERTISING	53,580	55,000	47,287	65,000	65,000
	FOOTNOTE AMOUNTS:				65,000	65,000
	ANNUAL WATER QUALITY REPORT, WATER BILLS AND MISC					
592-564-924.100	SEWER FIXED COSTS	3,098,455	3,213,000	1,806,873	3,213,000	3,129,400
	FOOTNOTE AMOUNTS:				3,213,000	
	PROJECT SAME AMOUNT FROM FY 2019					
	FOOTNOTE AMOUNTS:					3,129,439
	PROJECTIONS BASED ON SLIGHT HISTORICAL INCREASED SEWER COSTS					
	GL # FOOTNOTE TOTAL:				3,213,000	3,129,439
592-564-927.000	WATER PURCHASED	1,935,191	2,093,600	879,036		1,362,400
	FOOTNOTE AMOUNTS:					1,362,412
	BASED ON GLWA APPROVED RATES/ CONSUMPTION EST.					
592-564-933.000	EQUIPMENT MAINTENANCE	18,784	35,000	30,573	50,000	50,000
	FOOTNOTE AMOUNTS:				50,000	50,000
	CONTRACT AND MISC					
592-564-933.010	CSO OPERATION & MAINT	750,481	951,400	477,264	939,400	939,400
	FOOTNOTE AMOUNTS:				390,000	390,000
	CSO MIDDLEBELT BASIN					
	FOOTNOTE AMOUNTS:				549,400	549,400
	WAYNE COUNTY CSO (EST 3% INCREASE OF FY18)	\$137,350 / QTR				

GL NUMBER	DESCRIPTION	2017-18 ACTIVITY	2018-19 AMENDED BUDGET	2018-19 ACTIVITY THRU 06/30/19	2019-20 REQUESTED BUDGET	2019-20 RECOMMENDED BUDGET
APPROPRIATIONS						
Dept 564 - WATER & SEWER SYSTEMS						
GL # FOOTNOTE TOTAL:					939,400	939,400
592-564-935.000	VEHICLE MAINTENANCE & REPAIR	79,690	85,000	75,840	95,000	95,000
	FOOTNOTE AMOUNTS:				95,000	95,000
	OUTSIDE REPAIR FOR FLEET VEHICLES AND MISC					
592-564-958.000	SUBSCRIPTIONS/MEMBERSHIPS	1,429	2,500	241	2,500	2,500
	FOOTNOTE AMOUNTS:				2,500	2,500
	AWWA, MRWA MEMBERSHIP, OTHER PUBLICATIONS CONTRACTOR SERVICES AND MISC					
592-564-960.000	EDUCATION/TRAINING	4,574	9,000	4,535	20,000	20,000
	FOOTNOTE AMOUNTS:				20,000	20,000
	CLASS FOR S-1 LICENSE, DISTRIBUTION LICENSE AND OSHA REQUIREMENTS, AND MISC					
592-564-963.000	IN LIEU OF TAXES	450,000	450,000	337,500	450,000	450,000
	FOOTNOTE AMOUNTS:				450,000	450,000
	3/15/19 - ASSUMPTION PROVIDED DURING THE W/S RATE STUDY MEETING					
592-564-964.000	REFUNDS & REBATES	9,039	4,000			
592-564-965.101	ADMINISTRATIVE SERVICES - GENERAL	920,000	880,000	637,560	900,000	900,000
	FOOTNOTE AMOUNTS:				900,000	900,000
	3/15/19 - ASSUMPTION PROVIDED DURING THE W/S RATE STUDY MEETING					
592-564-968.000	DEPRECIATION AND DEPLETION	1,228,138				
592-564-970.000	CAPITAL OUTLAY		1,485,000	573,743	770,000	1,270,000
	FOOTNOTE AMOUNTS:				60,000	60,000
	IK2 REHAB					
	FOOTNOTE AMOUNTS:				100,000	100,000
	EMERSON SINK HOLE					
	FOOTNOTE AMOUNTS:				300,000	300,000
	ANDOVER PUMP STATION STUDY					
	FOOTNOTE AMOUNTS:				60,000	60,000
	WATER ADUIT AND LEAK DETECTION					
	FOOTNOTE AMOUNTS:				250,000	250,000
	HYDRAULIC MODEL FOR SEWER (EAST OUTFALL)					
	FOOTNOTE AMOUNTS:				500,000	500,000
	FDCVT GRANT WASTER SYS REPAIR \$500000					
GL # FOOTNOTE TOTAL:					1,270,000	1,270,000
592-564-974.100	VEHICLES	9,000			131,000	131,000
	FOOTNOTE AMOUNTS:				95,017	95,017
	ONE JACK DOHENY VEHICLE \$427,038. (% YR LEASE PURCH USED FOR BU REQUES					
	FOOTNOTE AMOUNTS:				16,272	16,272
	TWO 2019 FORD F-250 SUPER CAB W/ SNOW PLOW 5-YEAR FINANCE OPTION \$70,773					
	FOOTNOTE AMOUNTS:				19,669	19,669
	ONE FORD F-550 DUMP, PLOW, SPREADER 5 YEAR FINANCE OPTION \$85,545					
GL # FOOTNOTE TOTAL:					130,958	130,958
592-564-990.000	LEASE PAYMENTS		63,300	9,249	9,250	9,250
	FOOTNOTE AMOUNTS:				9,250	9,250
	2 FORD EXPLORERS 2 OF 4 LEASE PYMNT SPLIT WITH GF FIRE DEPT					
592-564-995.000	INTEREST EXPENSE			9,775	9,130	9,130
	FOOTNOTE AMOUNTS:				7,540	7,540
	2017 CATERPILLAR BACKHOE AND 2017 FREIGHTLINER TANDEM XLE					
	FOOTNOTE AMOUNTS:				1,590	1,590
	2019 FORD EXPLORER LEASE INT					
GL # FOOTNOTE TOTAL:					9,130	9,130
Totals for dept 564 - WATER & SEWER SYSTEMS		10,612,569	11,128,375	6,075,620	8,638,720	10,526,080
Dept 742 - SAW GRANT						
592-742-706.000	SALARIES-PERMANENT	1,836	23,000	6,851	23,000	20,000
592-742-709.000	SALARIES-OVERTIME	6,388	44	2,282		
592-742-715.000	SOCIAL SECURITY	610	1,800	652		

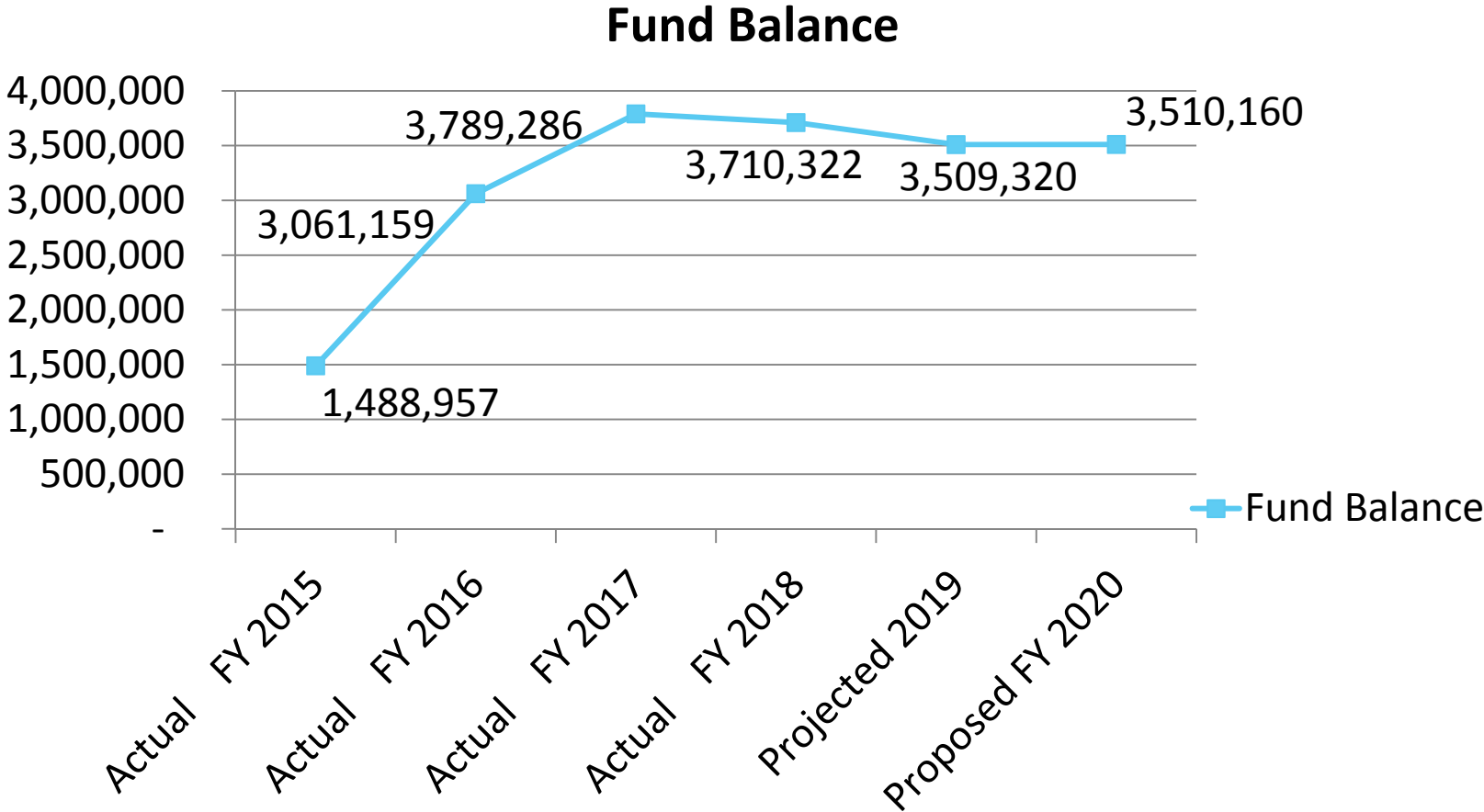
Calculations as of 06/30/2019

GL NUMBER	DESCRIPTION	2017-18 ACTIVITY	2018-19 AMENDED BUDGET	2018-19 ACTIVITY THRU 06/30/19	2019-20 REQUESTED BUDGET	2019-20 RECOMMENDED BUDGET
APPROPRIATIONS						
Dept 742 - SAW GRANT						
592-742-716.010	EMPLOYEE HEALTH CONTRIBUTION	(163)		(13)		
592-742-716.011	EMPLOYEE DENTAL CONTRIBUTION	(71)		(5)		
592-742-718.000	PENSION	512	7,440	2,155		
592-742-801.000	PROFESSIONAL/CONSULTANT	732,877	277,790	685,876	150,000	130,000
592-742-977.000	EQUIPMENT	2,643				
Totals for dept 742 - SAW GRANT		744,632	310,030	697,798	173,000	150,000
Dept 906 - DEBT SERVICE						
592-906-807.011	LEGAL SETTLEMENTS-WAYNE CTY JUDGME		875,090		875,090	875,090
		5-YEAR JUDGMENT LEVY EXPIRES 6/30/2021				
592-906-991.001	PRINCIPAL - TAX SUPPORTED		1,070,000		1,110,000	1,110,000
		2008 SRF BONDS (5287-01)				
		2010 ESTIMATED CLEAN WATER BOND (5287-02)				
		G.O. BONDS - SERIES 2007 - UNLIMITED				
592-906-991.005	PRINCIPAL		401,435		205,245	205,245
		WATER METER INSTALLMENT PURCHASE (MATURES SEPT 2019)				
592-906-995.001	INTEREST - TAX SUPPORTED	430,034	400,900	83,894	371,010	371,010
		FOOTNOTE AMOUNTS:				
		2008 SRF BONDS 5287-01 LTD -10				
		FOOTNOTE AMOUNTS:				
		2010 EST CLEAN WATER BOND 5387-02 LTD-11				
		FOOTNOTE AMOUNTS:				
		GEN OBLIG BONDS SERIES 2007 LTD-14				
		GL # FOOTNOTE TOTAL:				
592-906-995.005	INTEREST	26,989	15,215	15,212	3,080	3,080
		FOOTNOTE AMOUNTS:				
		WATER METER INSTALL PURCH LTD-16				
592-906-995.100	INTEREST EXPENSE-ACCRUED CHANGE	1,513				
592-906-999.000	PAYING AGENT FEES	500	500		500	500
		G.O. BONDS - 2007 SERIES PAYING AGENT FEES				
Totals for dept 906 - DEBT SERVICE		459,036	2,763,140	99,106	2,564,925	2,564,925
Dept 941 - INSURANCE						
592-941-718.001	PENSION - PRUDENTIAL PREFUNDING	73,479	92,960	46,477	92,960	92,960
Totals for dept 941 - INSURANCE		73,479	92,960	46,477	92,960	92,960
TOTAL APPROPRIATIONS		11,889,716	14,294,505	6,919,001	11,469,605	13,333,965
NET OF REVENUES/APPROPRIATIONS - FUND 592		2,108,576	(781,875)	3,316,364	(8,115,425)	331,405
BEGINNING FUND BALANCE		31,890,195	33,885,475	33,885,475	37,201,839	37,201,839
FUND BALANCE ADJUSTMENTS		(113,295)				
ENDING FUND BALANCE		33,885,476	33,103,600	37,201,839	29,086,414	37,533,244
ESTIMATED REVENUES - ALL FUNDS		36,770,750	36,754,955	26,696,897	24,808,197	35,390,955
APPROPRIATIONS - ALL FUNDS		33,216,629	40,049,345	26,329,634	36,712,408	36,800,440
NET OF REVENUES/APPROPRIATIONS - ALL FUNDS		3,554,121	(3,294,390)	367,263	(11,904,211)	(1,409,485)
BEGINNING FUND BALANCE - ALL FUNDS		39,913,753	43,354,593	43,354,593	43,721,856	43,721,856
FUND BALANCE ADJUSTMENTS - ALL FUNDS		(113,295)				
ENDING FUND BALANCE - ALL FUNDS		43,354,579	40,060,203	43,721,856	31,817,645	42,312,371

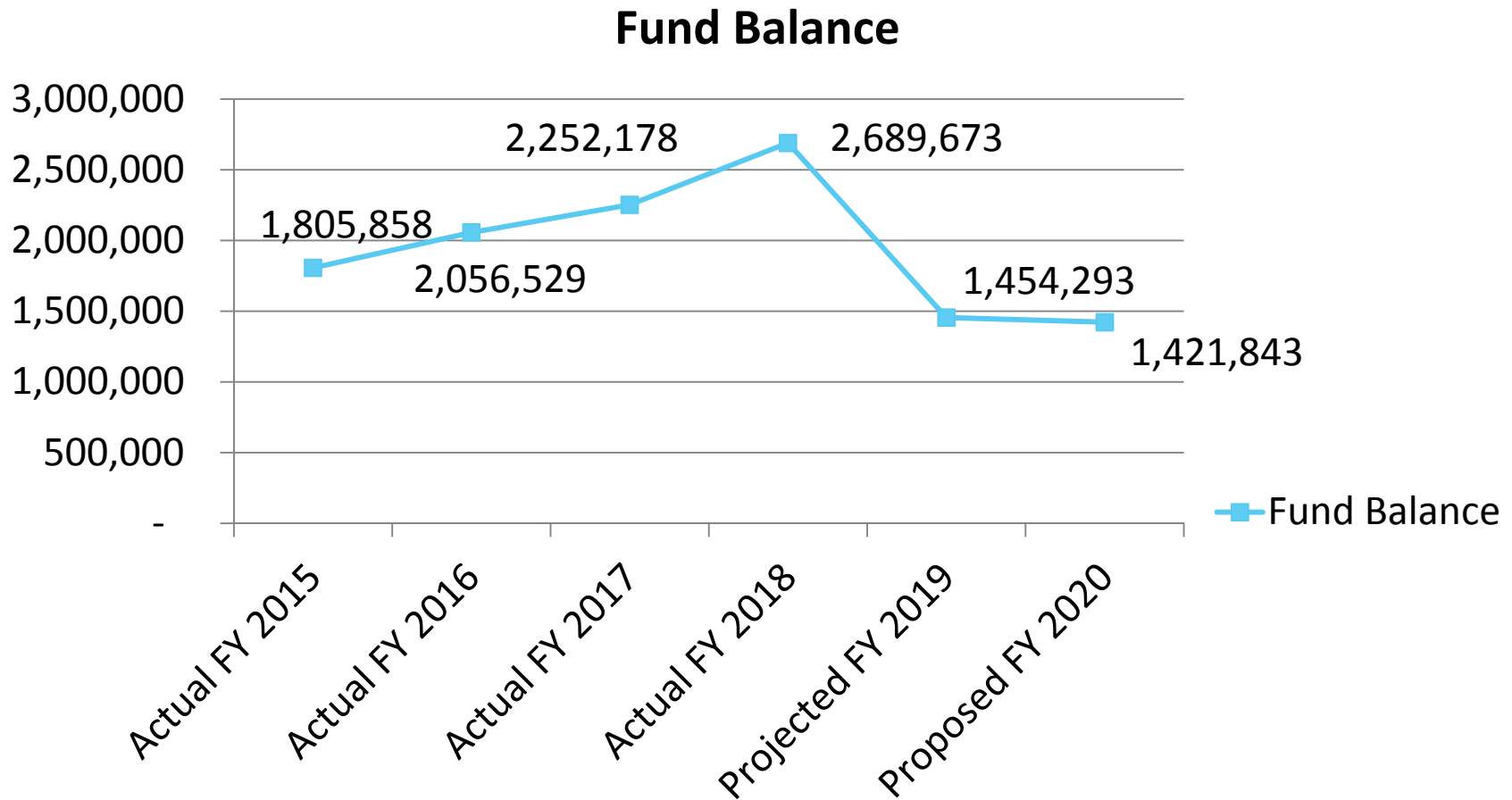
City of Inkster, Michigan Mayor's Recommended Fiscal Year 2020 Budget

April 12, 2019

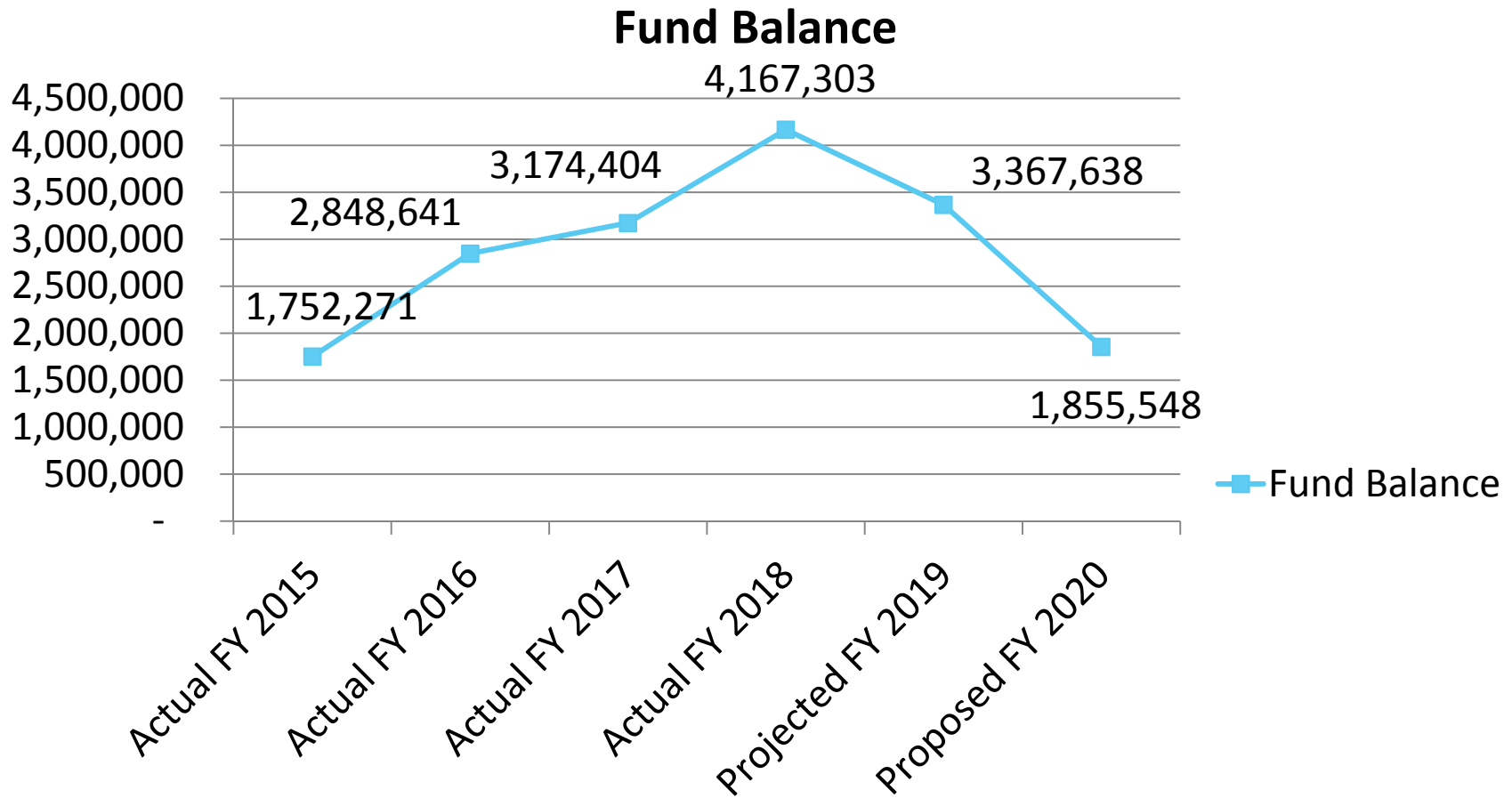
General Fund Balance



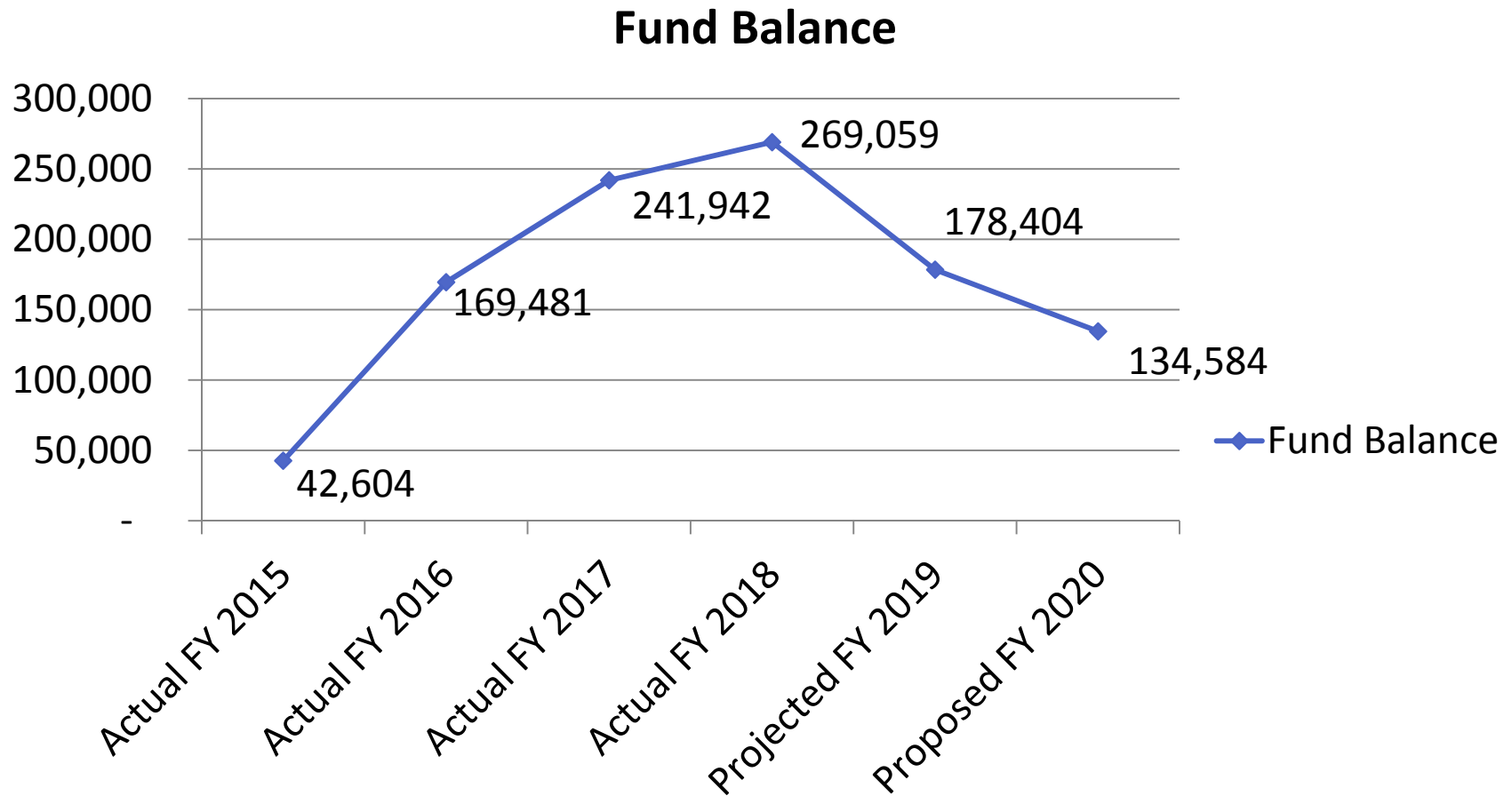
Major Street Fund Balance



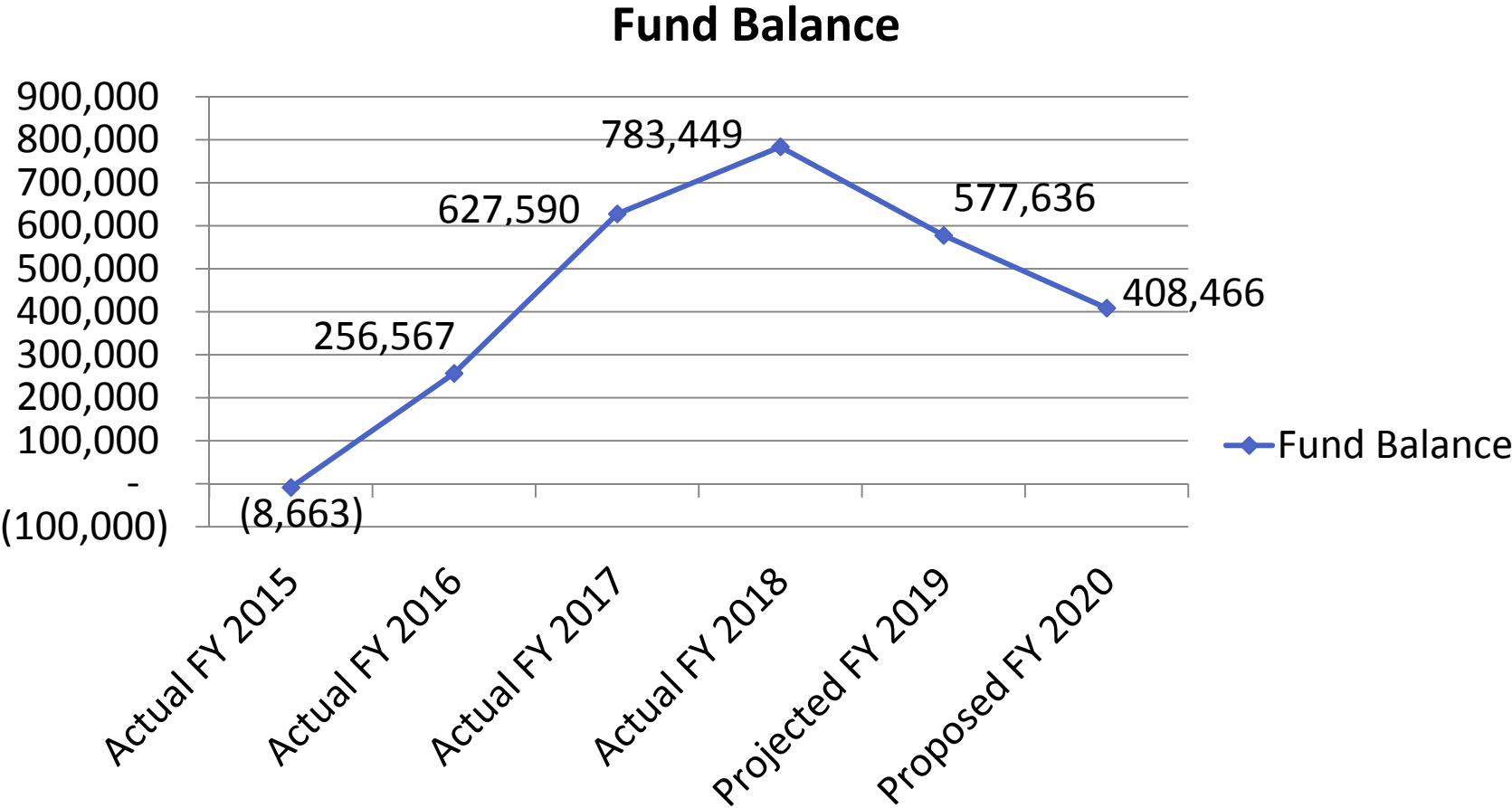
Local Street Fund Balance



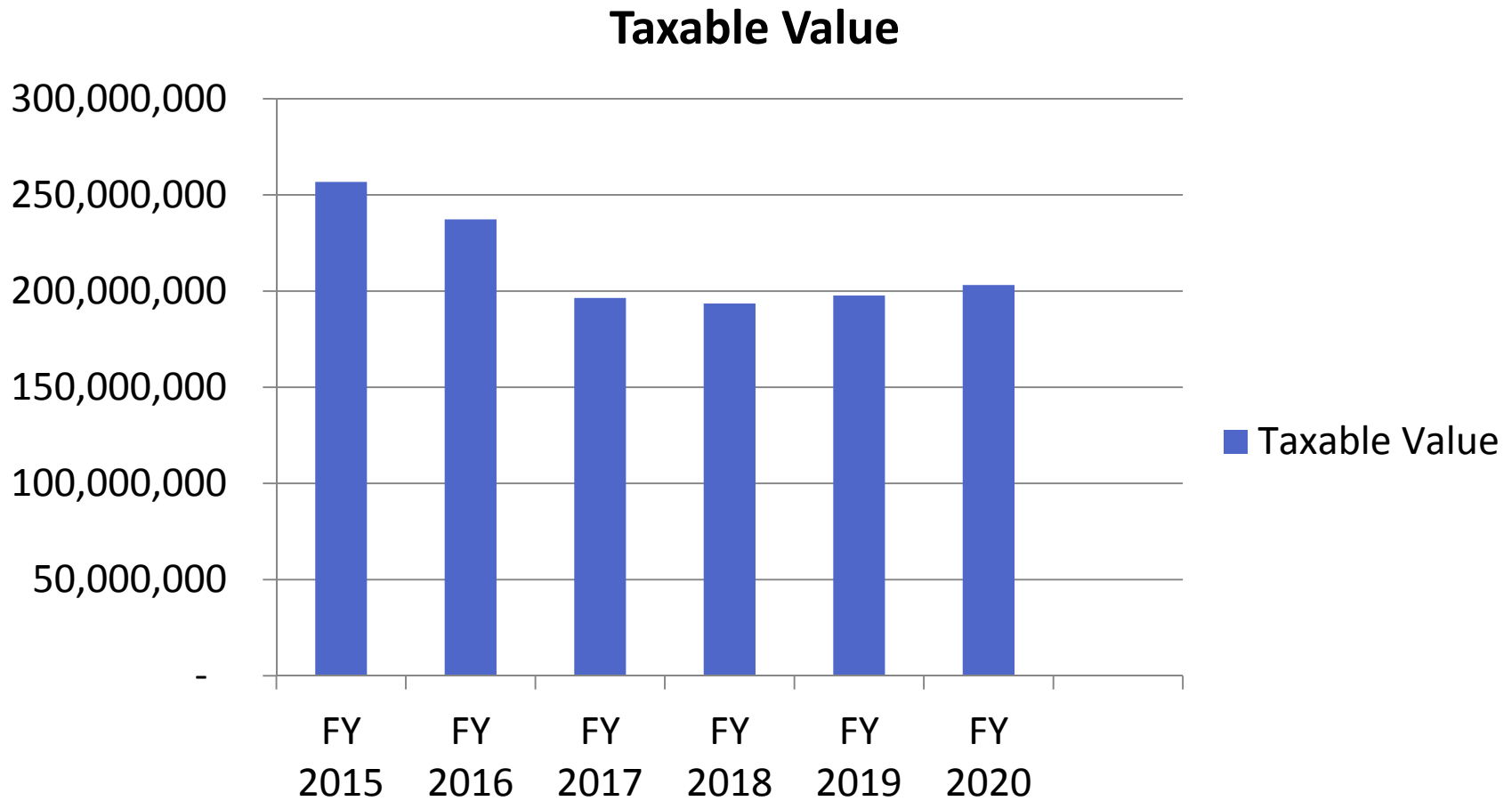
Parks & Rec Fund Balance



Rubbish Fund Balance

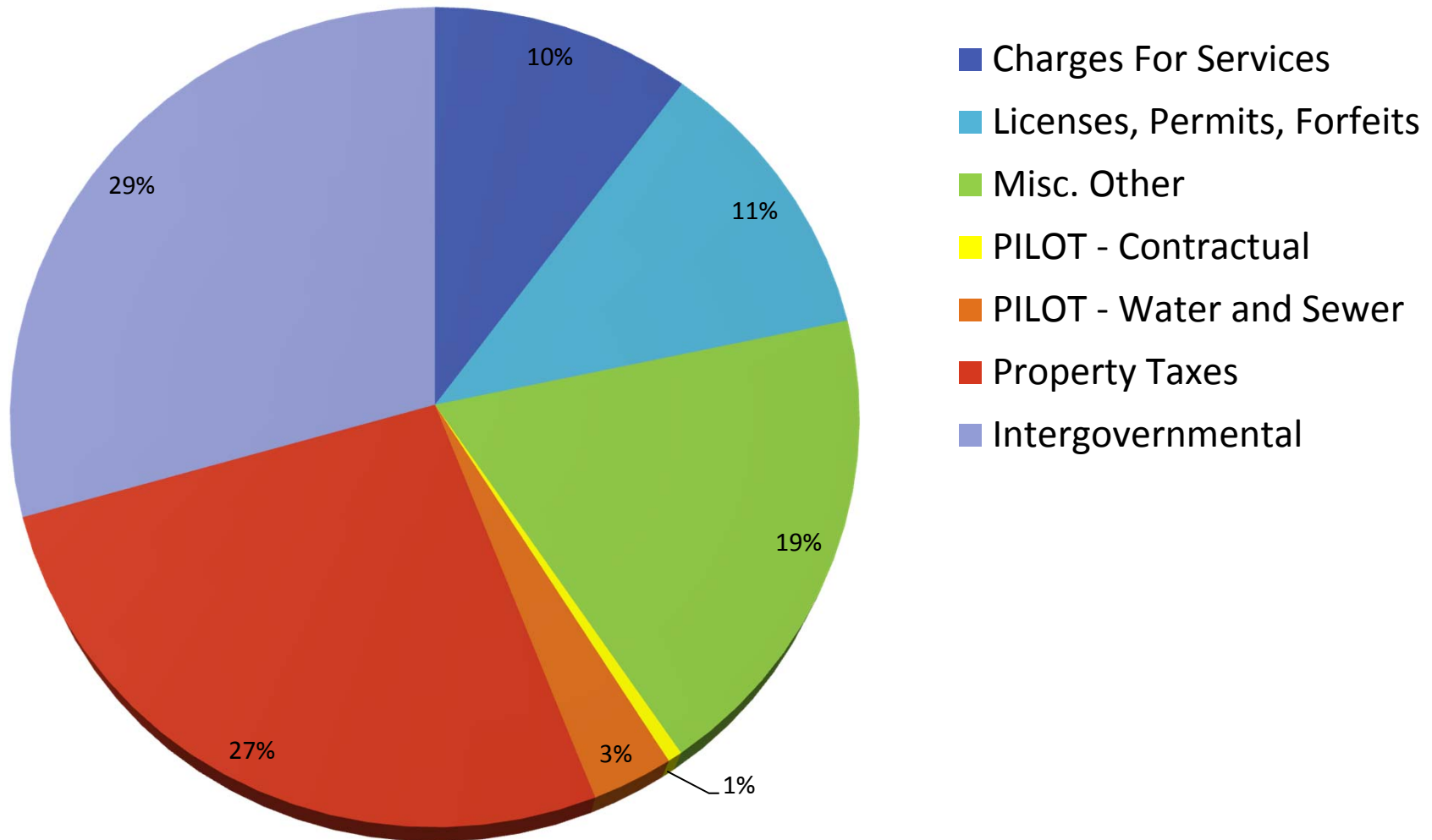


Historical Taxable Value



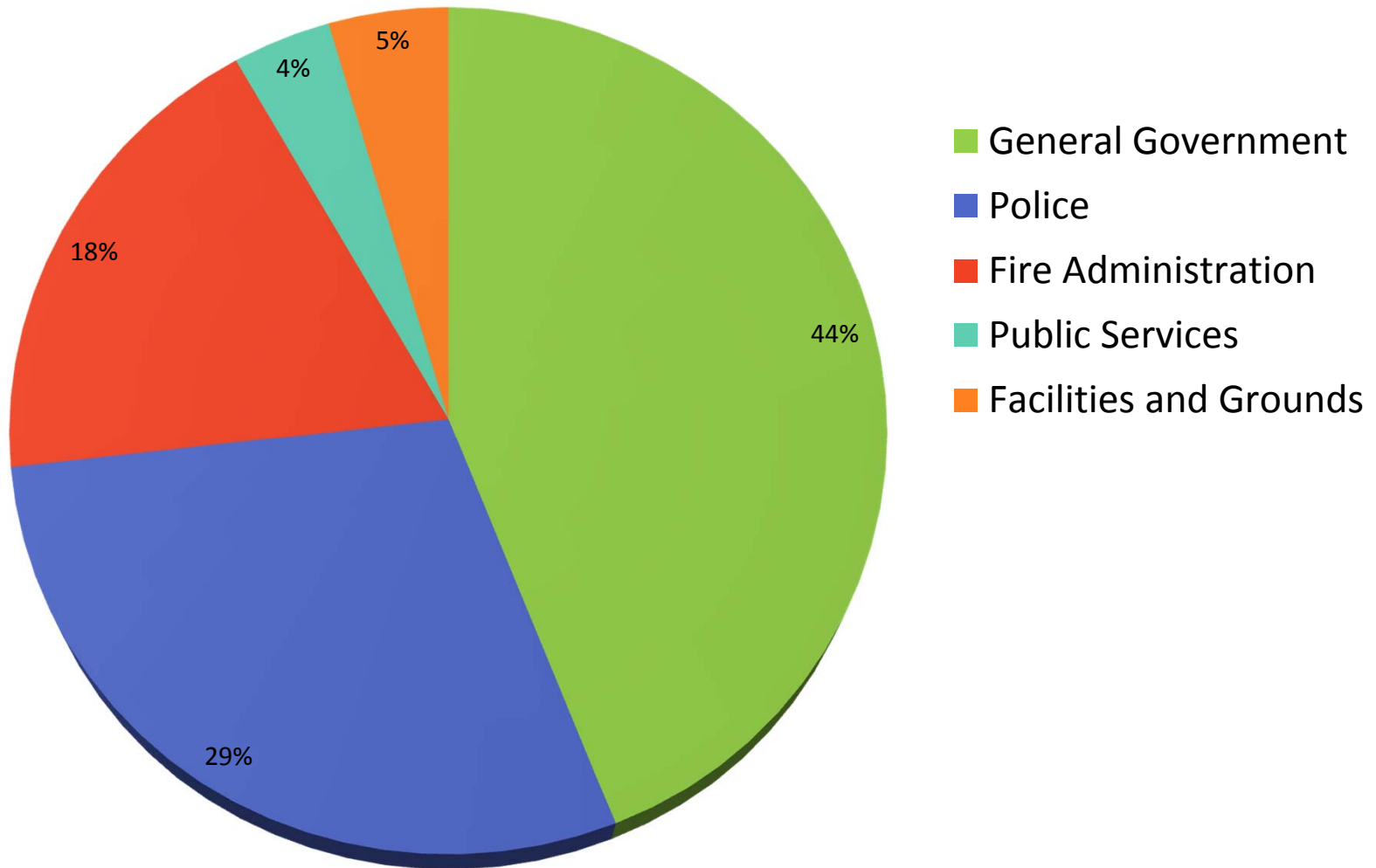
General Fund Revenues

Total = \$14,850,700



General Fund Expenditures

Total = \$14,849,860



General Fund Operating Transfers

	Actual FY 2015	Actual FY 2016	Actual FY 2017	Actual FY 2018	Projected FY 2019	Proposed FY 2020
Parks	\$7,000	-	-	\$65,190	\$125,190	\$65,190
Brownfield	\$334,090	\$356,878	\$383,246	\$394,700	\$405,955	\$414,500
Misc. Grants	\$687	-	-	-	-	-
TIFA	<u>\$55,233</u>	<u>\$347,489</u>	<u>\$485,983</u>	<u>\$551,666</u>	<u>\$585,140</u>	<u>\$491,710</u>
Total	<u>\$397,010</u>	<u>\$704,367</u>	<u>\$869,229</u>	<u>\$960,150</u>	<u>\$1,116,285</u>	<u>\$971,400</u>

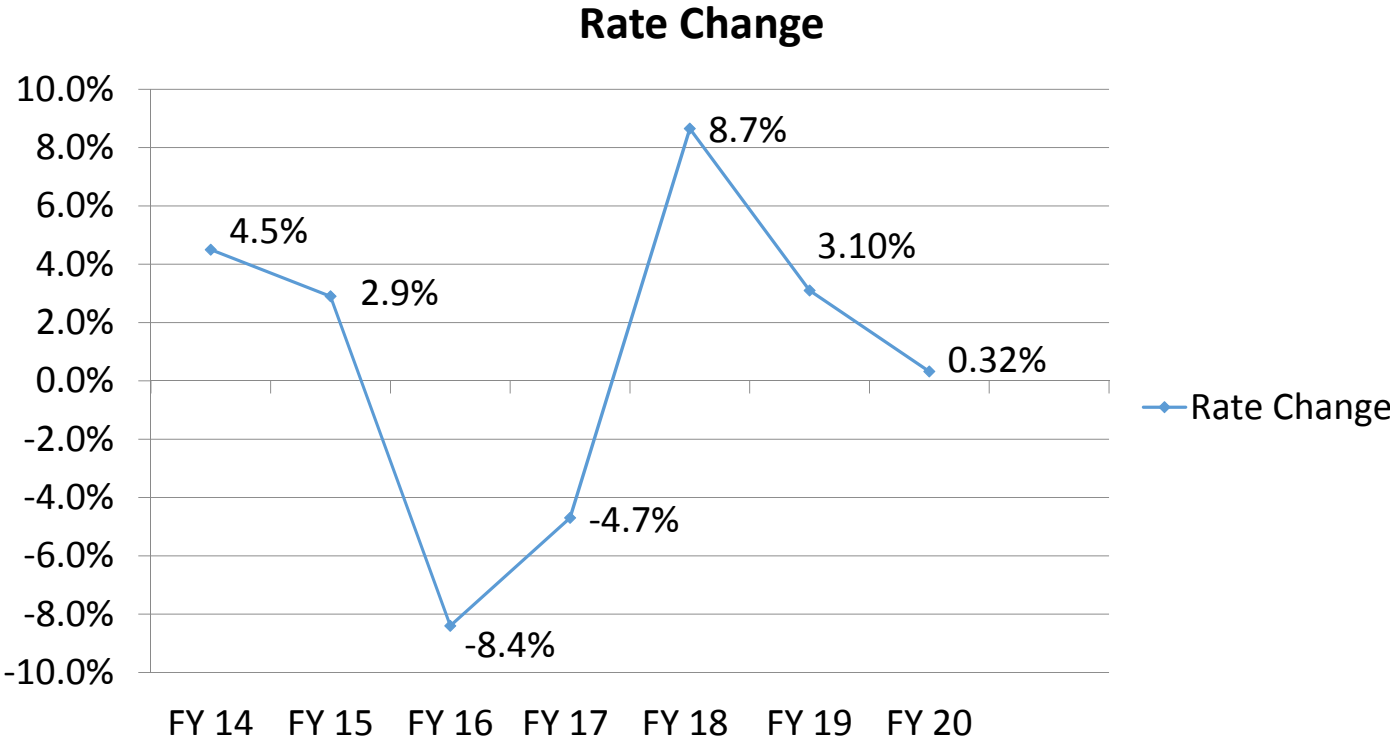
City of Inkster, Michigan
Mayor's Recommended Budget
Fiscal Year 2020
Water & Sewer Budget

April 25, 2019

Water & Sewer Rates

	Actual FY 2014	Actual FY 2015	Actual FY 2016	Actual FY 2017	Actual FY 2018	Actual FY 2019	Proposed FY 2020	Change from Previous Year	
Water	\$ 4.37	\$ 4.60	\$ 4.48	\$ 4.79	\$ 5.08	\$ 5.36	\$ 5.21	\$ -0.15	-2.78%
Sewer	<u>10.93</u>	<u>11.15</u>	<u>9.95</u>	<u>8.96</u>	<u>9.86</u>	<u>10.04</u>	<u>10.24</u>	<u>0.20</u>	<u>1.98%</u>
Total	\$15.30	\$15.75	\$14.43	\$13.75	\$14.94	\$15.40	\$15.45	\$ 0.05	.32%

Water and Sewer Rate Change Trend



Water & Sewer Expenditures

Total = \$13,333,965

